

CITADEL COMPOSITION MODULAR SYSTEM
SUSPENSION

D101553-

base number	LED Dimming	Color Temperature	Finish Options
-------------	----------------	----------------------	-------------------

1. To build a product code in our configurator select the specify button on the base model # product page
2. To build a manual product code on this datasheet choose from the options listed below in blue font and add the suffix to the base model #

GENERAL

Series: Citadel
Subseries: Citadel Composition Modular System
Brand: Quasar
Division: Design
Mounting Type: Suspension
Mounting Location: Ceiling
Subcategory: Modular

PHYSICAL

Shape: Round
Diameter (mm): 1000
Diameter (in): 39 3/8
Max. Overall Height (mm): 1550
Max. Overall Height (in): 61
Light Distribution: Omnidirectional
Fixture Finish: NIC / BRA / BBR
Fixture Material: Metal
Cable Details: 1500mm Cable

ELECTRICAL

Number of Lamps: 156
Lamp Type: LED Retrofit
Input Wattage (W): 51.48
Bulb Included: Bulb Included
Max. Wattage Per Lamp (W): 0.33
Lamp Base: E10
Dimming: 0-10V Dimming / Phase Dimming (120Vac Only)
Driver Included: Yes
Driver Location: Integrated
Driver Type: Constant Voltage - Universal
Driver Class: Class 2
Input Voltage (V): 120 - 277
Output Voltage (V): 12
Lamp Voltage (V): 12

LED

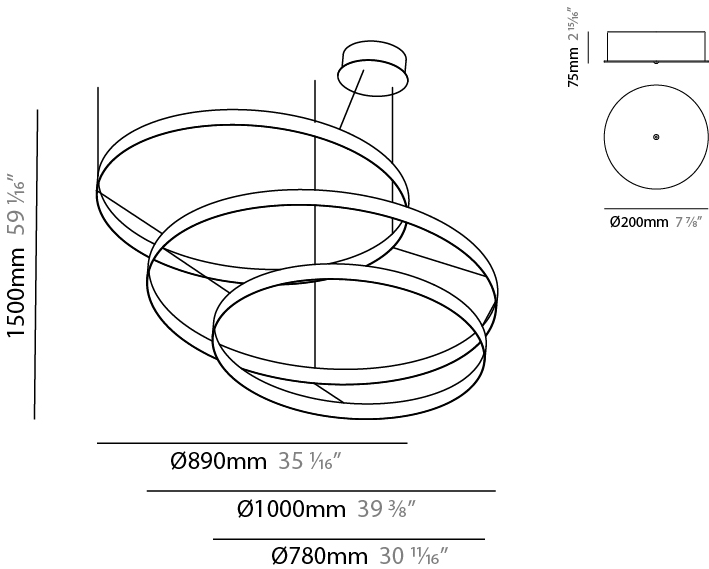
Color Temperature (°K): 2600 / 3000 / 3500
Max. Delivered Lumen (lm): 3588 (2600K)
CRI: >90 CRI
Lamp Life (hrs): 50000

OPTICAL

RATINGS AND CERTIFICATIONS

Certified By: Certified for North American Standards
IP rating: IP20

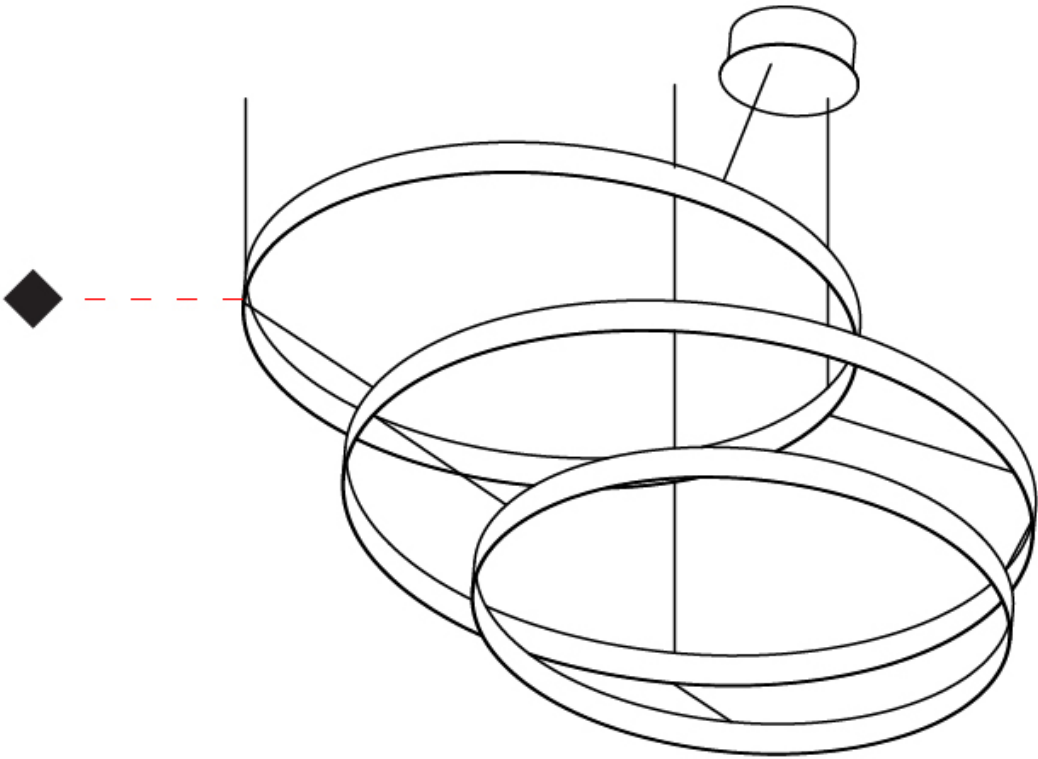
PROJECT
TYPE
SPECIFIER
QUANTITY
DATE



CITADEL COMPOSITION MODULAR SYSTEM
SUSPENSION

D101553-

PROJECT	
TYPE	
SPECIFIER	
QUANTITY	
DATE	



CITADEL 1 RING SUSPENSION

D101822-

base number LED Dimming Color Temperature Finish Options

- 1.To build a product code in our configurator select the specify button on the base model # product page
2. To build a manual product code on this datasheet choose from the options listed below in blue font and add the suffix to the base model #

GENERAL

Series: Citadel

Subseries: Citadel 1 Ring

Brand: Quasar

Division: Design

Mounting Type: Suspension

Mounting Location: Ceiling

Subcategory: Ambient

PHYSICAL

Shape: Round

Diameter (mm): 780

Diameter (in): 30 11/16

Height (mm): 50

Height (in): 1 15/16

Max. Overall Height (mm): 1550

Max. Overall Height (in): 61

Light Distribution: Omnidirectional

Weight (kg): 3

Weight (lbs): 6.61

Fixture Finish: [NIC](#) / [BRA](#) / [BBR](#)

Fixture Material: Metal

Cable Details: 1500mm Cable

ELECTRICAL

Number of Lamps: 44

Lamp Type: LED Retrofit

Input Wattage (W): 14.52

Bulb Included: Bulb Included

Max. Wattage Per Lamp (W): 0.33

Lamp Base: E10

[Dimming: Phase Dimming \(120Vac Only\)](#)

Driver Included: Yes

Driver Location: Integrated

Driver Type: Constant Voltage - Universal

Driver Class: Class 2

Input Voltage (V): 120 - 277

Output Voltage (V): 12

Lamp Voltage (V): 12

Upon Request: Integral: 0-10Vdc dimming

LED

[Color Temperature \(°K\): 2600 / 3000 / 3500](#)

Max. Delivered Lumen (lm): 1012 (2600K)

CRI: >90 CRI

Lamp Life (hrs): 50000

OPTICAL

RATINGS AND CERTIFICATIONS

Certified By: Certified for North American Standards

IP rating: IP20

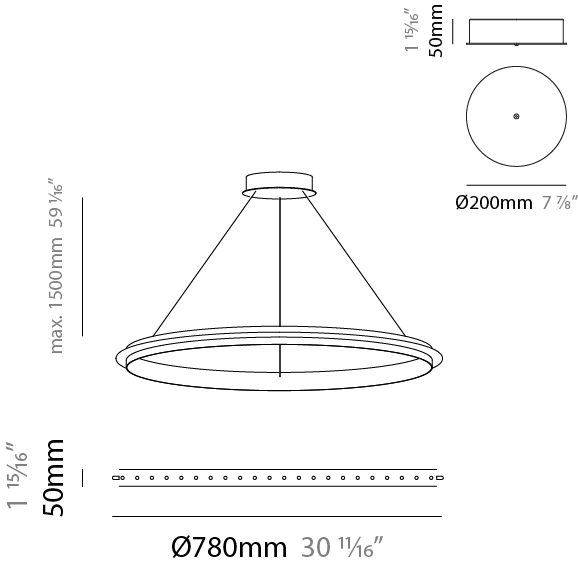
PROJECT

TYPE

SPECIFIER

QUANTITY

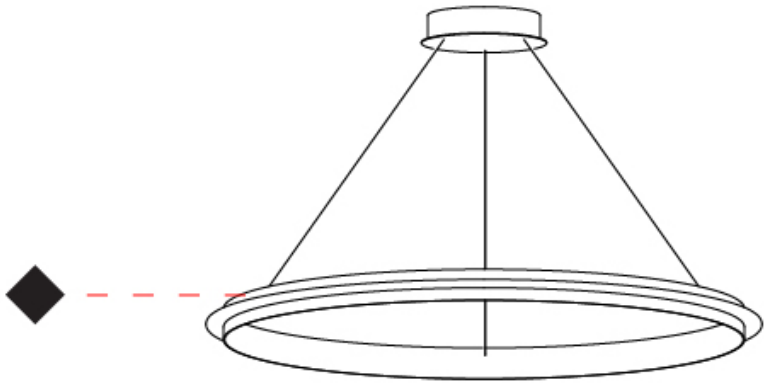
DATE



CITADEL 1 RING SUSPENSION

D101822-

PROJECT	
TYPE	
SPECIFIER	
QUANTITY	
DATE	



CITADEL 1 RING SUSPENSION

D101823-

base number LED Dimming Color Temperature Finish Options

- 1.To build a product code in our configurator select the specify button on the base model # product page
2. To build a manual product code on this datasheet choose from the options listed below in blue font and add the suffix to the base model #

GENERAL

Series: Citadel

Subseries: Citadel 1 Ring

Brand: Quasar

Division: Design

Mounting Type: Suspension

Mounting Location: Ceiling

Subcategory: Ambient

PHYSICAL

Shape: Round

Diameter (mm): 890

Diameter (in): 35 1/16

Height (mm): 50

Height (in): 1 15/16

Max. Overall Height (mm): 1550

Max. Overall Height (in): 61

Light Distribution: Uplight

Weight (kg): 3

Weight (lbs): 6.61

Fixture Finish: [NIC](#) / [BRA](#) / [BBR](#)

Fixture Material: Metal

Cable Details: 1500mm Cable

ELECTRICAL

Number of Lamps: 52

Lamp Type: LED Retrofit

Input Wattage (W): 17.16

Bulb Included: Bulb Included

Max. Wattage Per Lamp (W): 0.33

Lamp Base: E10

[Dimming: Phase Dimming \(120Vac Only\)](#)

Driver Included: Yes

Driver Location: Integrated

Driver Type: Constant Voltage - Universal

Driver Class: Class 2

Input Voltage (V): 120 - 277

Output Voltage (V): 12

Lamp Voltage (V): 12

Upon Request: Integral: 0-10Vdc dimming

LED

[Color Temperature \(°K\): 2600 / 3000 / 3500](#)

Max. Delivered Lumen (lm): 1196 (2600K)

CRI: >90 CRI

Lamp Life (hrs): 50000

OPTICAL

RATINGS AND CERTIFICATIONS

Certified By: Certified for North American Standards

IP rating: IP20

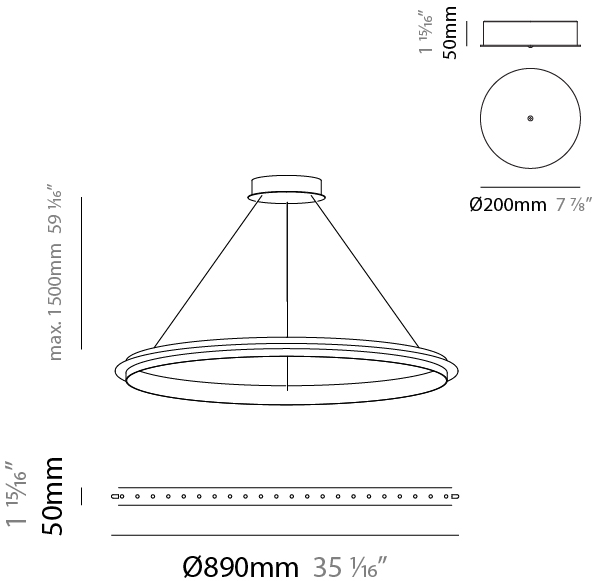
PROJECT

TYPE

SPECIFIER

QUANTITY

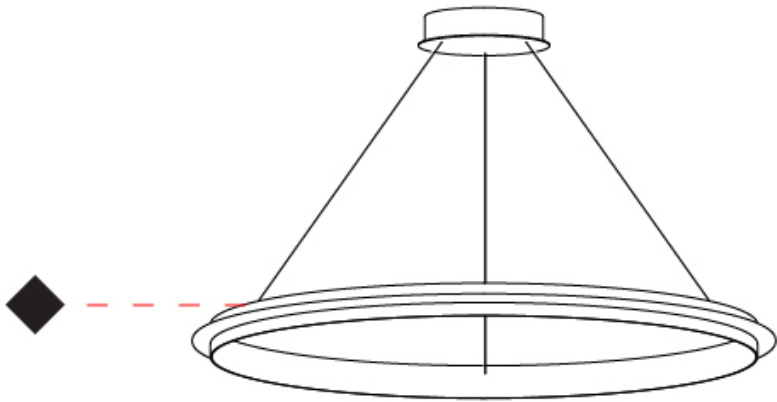
DATE



CITADEL 1 RING SUSPENSION

D101823-

PROJECT
TYPE
SPECIFIER
QUANTITY
DATE



CITADEL 1 RING SUSPENSION

D101824-

base number LED Dimming Color Temperature Finish Options

- 1.To build a product code in our configurator select the specify button on the base model # product page
- 2. To build a manual product code on this datasheet choose from the options listed below in blue font and add the suffix to the base model #

GENERAL

Series: Citadel
Subseries: Citadel 1 Ring
Brand: Quasar
Division: Design
Mounting Type: Suspension
Mounting Location: Ceiling
Subcategory: Ambient

PHYSICAL

Shape: Round
Diameter (mm): 1000
Diameter (in): 39 3/8
Height (mm): 50
Height (in): 1 15/16
Max. Overall Height (mm): 1550
Max. Overall Height (in): 61
Light Distribution: Omnidirectional
Weight (kg): 4
Weight (lbs): 8.82
Fixture Finish: NIC / BRA / BBR
Fixture Material: Metal
Cable Details: 1500mm Cable

ELECTRICAL

Number of Lamps: 60
Lamp Type: LED Retrofit
Input Wattage (W): 19.8
Bulb Included: Bulb Included
Max. Wattage Per Lamp (W): 0.33
Lamp Base: E10
Dimming: Phase Dimming (120Vac Only)
Driver Included: Yes
Driver Location: Integrated
Driver Type: Constant Voltage - Universal
Driver Class: Class 2
Input Voltage (V): 120 - 277
Output Voltage (V): 12
Lamp Voltage (V): 12
Upon Request: Integral: 0-10Vdc dimming

LED

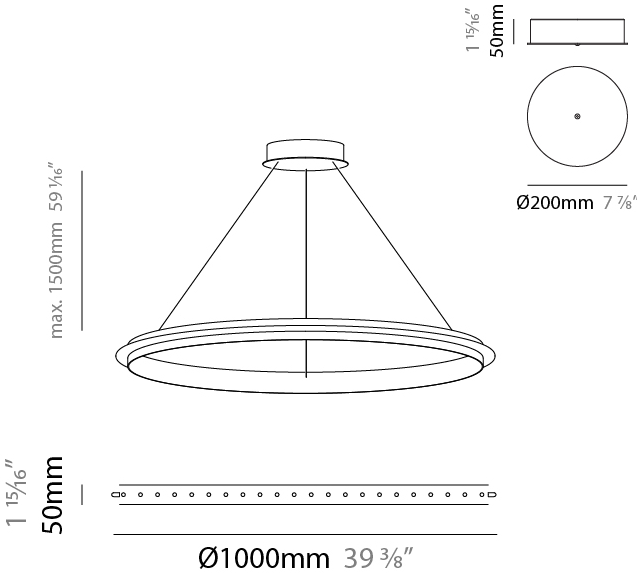
Color Temperature (°K): 2600 / 3000 / 3500
Max. Delivered Lumen (lm): 1380 (2600K)
CRI: >90 CRI
Lamp Life (hrs): 50000

OPTICAL

RATINGS AND CERTIFICATIONS

Certified By: Certified for North American Standards
IP rating: IP20

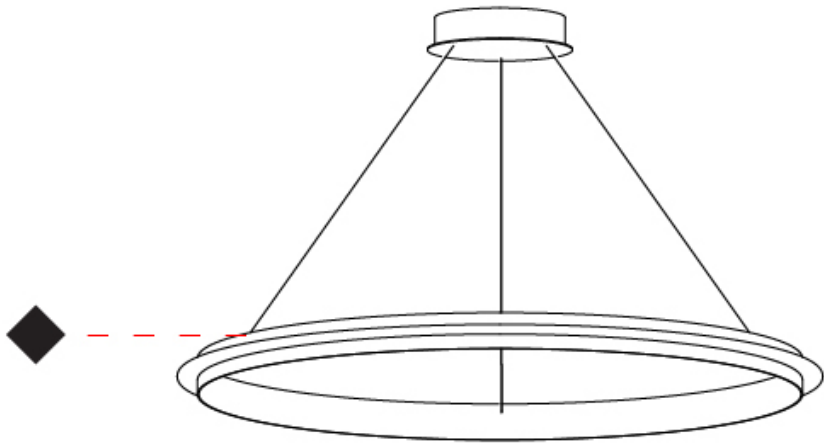
PROJECT
TYPE
SPECIFIER
QUANTITY
DATE



CITADEL 1 RING SUSPENSION

D101824-

PROJECT
TYPE
SPECIFIER
QUANTITY
DATE



CITADEL 1 RING SUSPENSION

D101825-

base number	LED	Color	Finish
	Dimming	Temperature	Options

1. To build a product code in our configurator select the specify button on the base model # product page
2. To build a manual product code on this datasheet choose from the options listed below in blue font and add the suffix to the base model #

GENERAL

Series: Citadel
Subseries: Citadel 1 Ring
Brand: Quasar
Division: Design
Mounting Type: Suspension
Mounting Location: Ceiling
Subcategory: Ambient

PHYSICAL

Shape: Round
Diameter (mm): 1200
Diameter (in): 47 ¹ / ₄
Height (mm): 50
Height (in): 1 ¹⁵ / ₁₆
Max. Overall Height (mm): 1550
Max. Overall Height (in): 61
Light Distribution: Omnidirectional
Weight (kg): 5
Weight (lbs): 11.02
Fixture Finish: NIC / BRA / BBR
Fixture Material: Metal
Cable Details: 1500mm Cable

ELECTRICAL

Number of Lamps: 75
Lamp Type: LED Retrofit
Input Wattage (W): 24.75
Bulb Included: Bulb Included
Max. Wattage Per Lamp (W): 0.33
Lamp Base: E10
Dimming: Phase Dimming (120Vac Only)
Driver Included: Yes
Driver Location: Integrated
Driver Type: Constant Voltage - Universal
Driver Class: Class 2
Input Voltage (V): 120 - 277
Output Voltage (V): 12
Lamp Voltage (V): 12
Upon Request: Integral: 0-10Vdc dimming

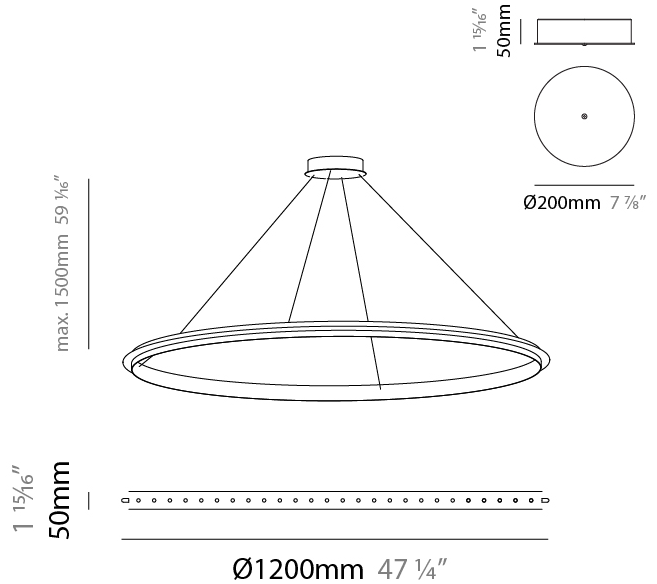
LED

Color Temperature (°K): 2600 / 3000 / 3500
Max. Delivered Lumen (lm): 1725 (2600K)
CRI: >90 CRI
Lamp Life (hrs): 50000

OPTICAL

RATINGS AND CERTIFICATIONS

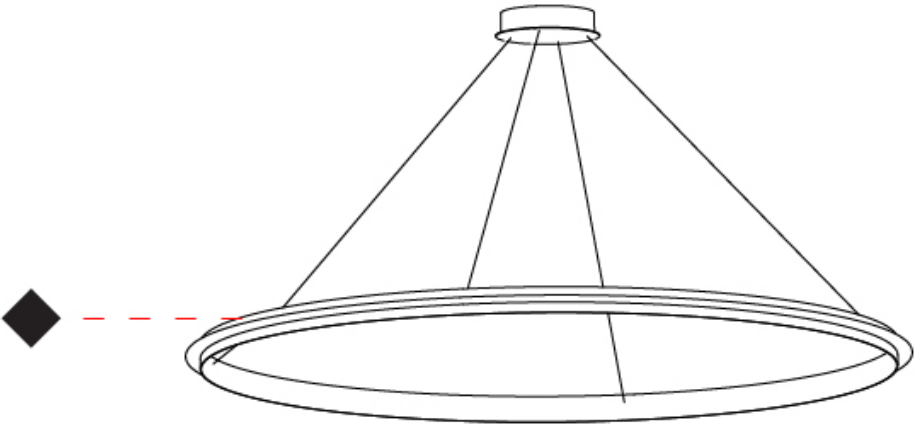
Certified By: Certified for North American Standards
IP rating: IP20



CITADEL 1 RING SUSPENSION

D101825-

PROJECT
TYPE
SPECIFIER
QUANTITY
DATE



CITADEL 1 RING SUSPENSION

D101826-

base number LED Dimming Color Temperature Finish Options

- 1.To build a product code in our configurator select the specify button on the base model # product page
- 2. To build a manual product code on this datasheet choose from the options listed below in blue font and add the suffix to the base model #

GENERAL

Series: Citadel
Subseries: Citadel 1 Ring
Brand: Quasar
Division: Design
Mounting Type: Suspension
Mounting Location: Ceiling
Subcategory: Ambient

PHYSICAL

Shape: Round
Diameter (mm): 1400
Diameter (in): 55 1/8
Height (mm): 50
Height (in): 1 15/16
Max. Overall Height (mm): 1550
Max. Overall Height (in): 61
Light Distribution: Omnidirectional
Weight (kg): 6
Weight (lbs): 13.23
Fixture Finish: NIC / BRA / BBR
Fixture Material: Metal
Cable Details: 1500mm Cable

ELECTRICAL

Number of Lamps: 88
Lamp Type: LED Retrofit
Input Wattage (W): 29.04
Bulb Included: Bulb Included
Max. Wattage Per Lamp (W): 0.33
Lamp Base: E10
Dimming: Phase Dimming (120Vac Only)
Driver Included: Yes
Driver Location: Integrated
Driver Type: Constant Voltage - Universal
Driver Class: Class 2
Input Voltage (V): 120 - 277
Output Voltage (V): 12
Lamp Voltage (V): 12
Upon Request: Integral: 0-10Vdc dimming

LED

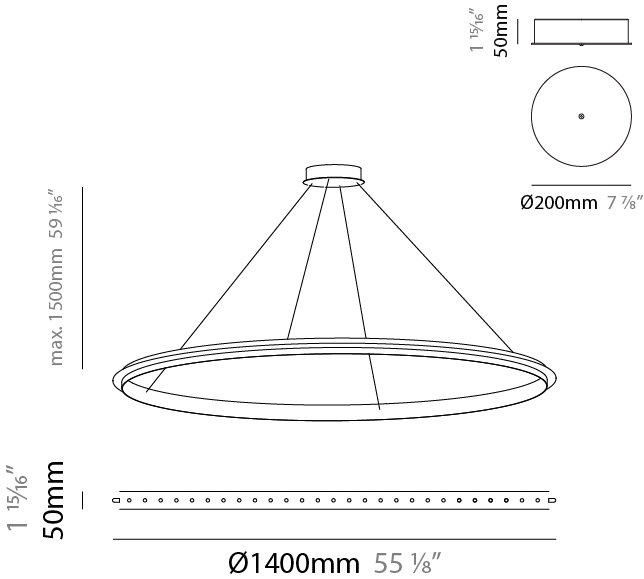
Color Temperature (°K): 2600 / 3000 / 3500
Max. Delivered Lumen (lm): 2024 (2600K)
CRI: >90 CRI
Lamp Life (hrs): 50000

OPTICAL

RATINGS AND CERTIFICATIONS

Certified By: Certified for North American Standards
IP rating: IP20

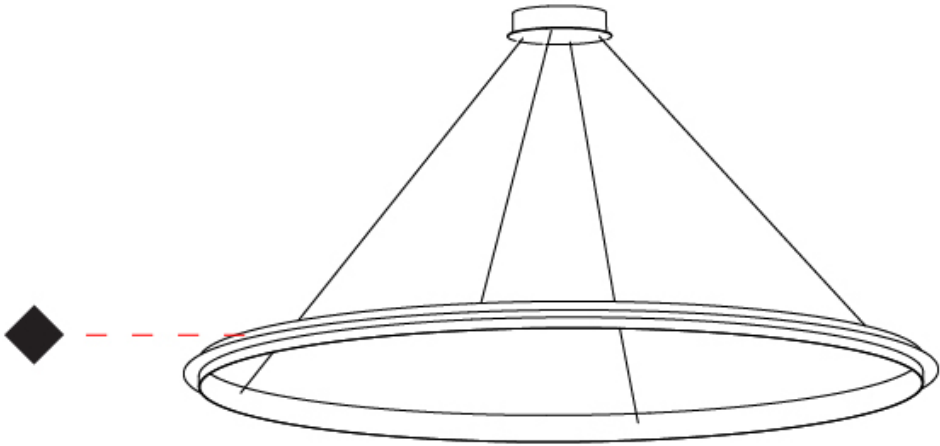
PROJECT
TYPE
SPECIFIER
QUANTITY
DATE



CITADEL 1 RING SUSPENSION

D101826-

PROJECT
TYPE
SPECIFIER
QUANTITY
DATE



CITADEL 1 RING SUSPENSION

D101827-

base number LED Dimming Color Temperature Finish Options

- 1.To build a product code in our configurator select the specify button on the base model # product page
2. To build a manual product code on this datasheet choose from the options listed below in blue font and add the suffix to the base model #

GENERAL

Series: Citadel

Subseries: Citadel 1 Ring

Brand: Quasar

Division: Design

Mounting Type: Suspension

Mounting Location: Ceiling

Subcategory: Ambient

PHYSICAL

Shape: Round

Diameter (mm): 1600

Diameter (in): 63

Height (mm): 50

Height (in): 1 15/16

Max. Overall Height (mm): 1550

Max. Overall Height (in): 61

Light Distribution: Omnidirectional

Weight (kg): 7

Weight (lbs): 15.43

Fixture Finish: NIC / BRA / BBR

Fixture Material: Metal

Cable Details: 1500mm Cable

ELECTRICAL

Number of Lamps: 100

Lamp Type: LED Retrofit

Input Wattage (W): 33

Bulb Included: Bulb Included

Max. Wattage Per Lamp (W): 0.33

Lamp Base: E10

Dimming: Phase Dimming (120Vac Only)

Driver Included: Yes

Driver Location: Integrated

Driver Type: Constant Voltage - Universal

Driver Class: Class 2

Input Voltage (V): 120 - 277

Output Voltage (V): 12

Lamp Voltage (V): 12

Upon Request: Integral: 0-10Vdc dimming

LED

Color Temperature (°K): 2600 / 3000 / 3500

Max. Delivered Lumen (lm): 2300 (2600K)

CRI: >90 CRI

Lamp Life (hrs): 50000

OPTICAL

RATINGS AND CERTIFICATIONS

Certified By: Certified for North American Standards

IP rating: IP20

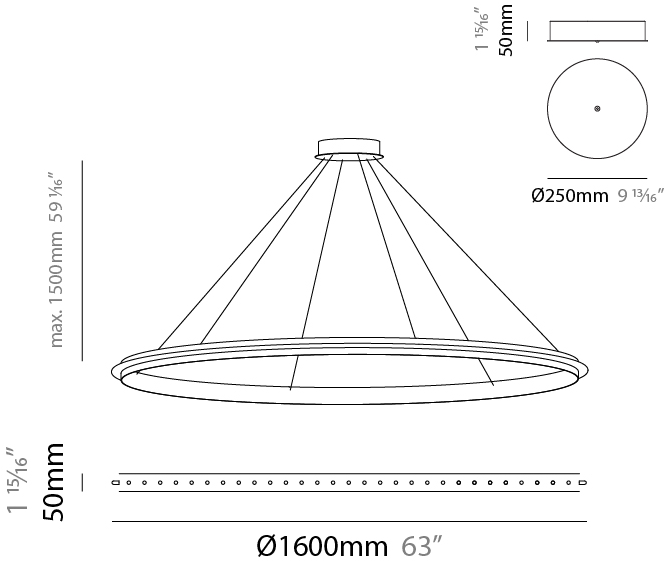
PROJECT

TYPE

SPECIFIER

QUANTITY

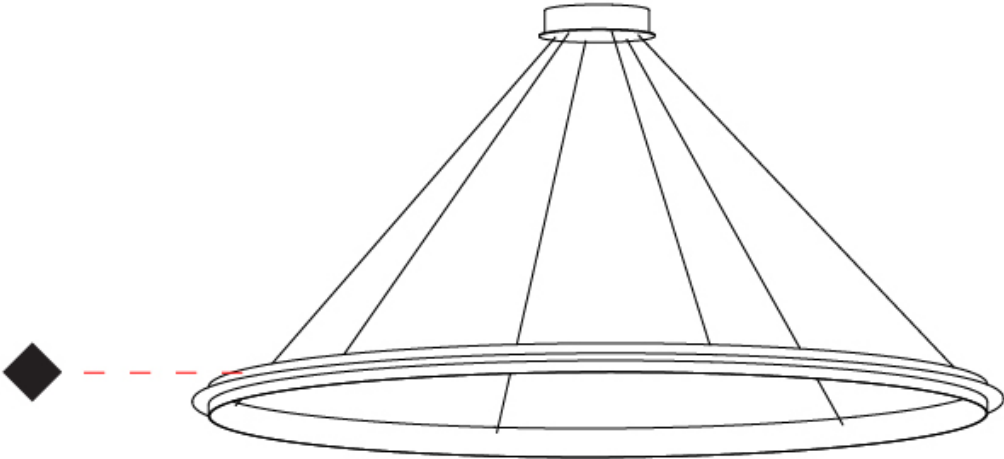
DATE



CITADEL 1 RING SUSPENSION

D101827-

PROJECT
TYPE
SPECIFIER
QUANTITY
DATE



CITADEL 1 RING SUSPENSION

D101828-

base number LED Dimming Color Temperature Finish Options

- 1.To build a product code in our configurator select the specify button on the base model # product page
2. To build a manual product code on this datasheet choose from the options listed below in blue font and add the suffix to the base model #

GENERAL

Series: Citadel

Subseries: Citadel 1 Ring

Brand: Quasar

Division: Design

Mounting Type: Suspension

Mounting Location: Ceiling

Subcategory: Ambient

PHYSICAL

Shape: Round

Diameter (mm): 1800

Diameter (in): 70 7/8

Height (mm): 50

Height (in): 1 15/16

Max. Overall Height (mm): 1550

Max. Overall Height (in): 61

Light Distribution: Omnidirectional

Weight (kg): 7

Weight (lbs): 15.43

Fixture Finish: NIC / BRA / BBR

Fixture Material: Metal

Cable Details: 1500mm Cable

ELECTRICAL

Number of Lamps: 113

Lamp Type: LED Retrofit

Input Wattage (W): 37.29

Bulb Included: Bulb Included

Max. Wattage Per Lamp (W): 0.33

Lamp Base: E10

Dimming: Phase Dimming (120Vac Only)

Driver Included: Yes

Driver Location: Integrated

Driver Type: Constant Voltage - Universal

Driver Class: Class 2

Input Voltage (V): 120 - 277

Output Voltage (V): 12

Lamp Voltage (V): 12

Upon Request: Integral: 0-10Vdc dimming

LED

Color Temperature (°K): 2600 / 3000 / 3500

Max. Delivered Lumen (lm): 2599 (2600K)

CRI: >90 CRI

Lamp Life (hrs): 50000

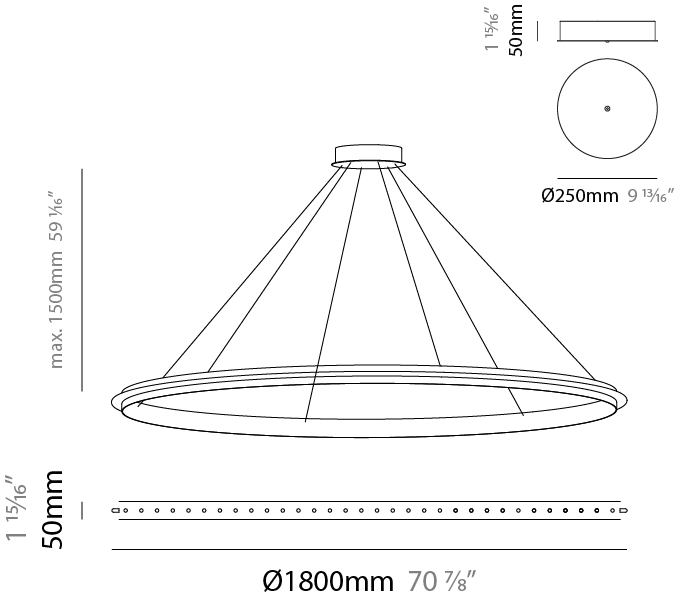
OPTICAL

RATINGS AND CERTIFICATIONS

Certified By: Certified for North American Standards

IP rating: IP20

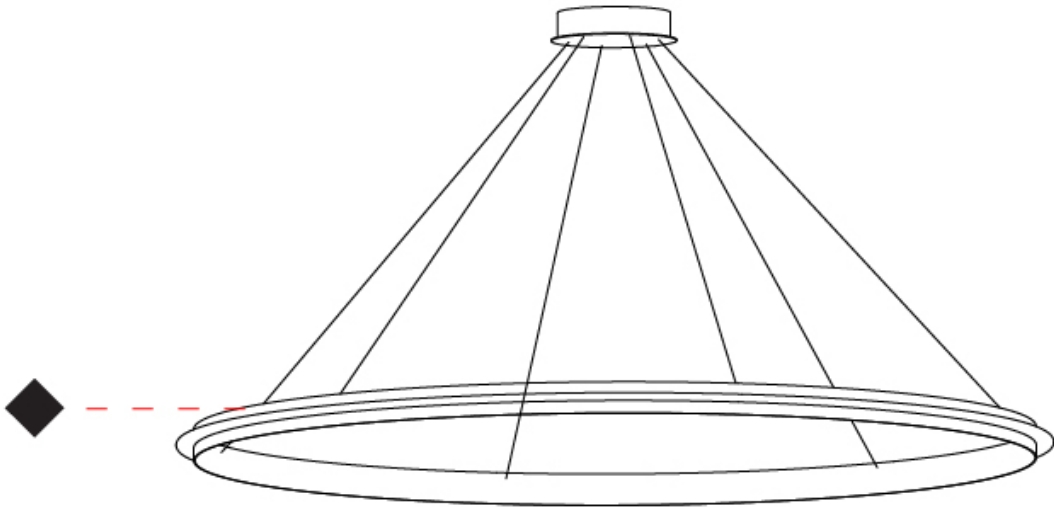
PROJECT
TYPE
SPECIFIER
QUANTITY
DATE



CITADEL 1 RING SUSPENSION

D101828-

PROJECT
TYPE
SPECIFIER
QUANTITY
DATE



CITADEL 1 RING SUSPENSION

D101829-

base number LED Dimming Color Temperature Finish Options

1. To build a product code in our configurator select the specify button on the base model # product page
2. To build a manual product code on this datasheet choose from the options listed below in blue font and add the suffix to the base model #

GENERAL

Series: Citadel

Subseries: Citadel 1 Ring

Brand: Quasar

Division: Design

Mounting Type: Suspension

Mounting Location: Ceiling

Subcategory: Ambient

PHYSICAL

Shape: Round

Diameter (mm): 2000

Diameter (in): 78 3/4

Height (mm): 50

Height (in): 1 15/16

Max. Overall Height (mm): 1550

Max. Overall Height (in): 61

Light Distribution: Omnidirectional

Weight (kg): 8

Weight (lbs): 17.64

Fixture Finish: [NIC](#) / [BRA](#) / [BBR](#)

Fixture Material: Metal

Cable Details: 1500mm Cable

ELECTRICAL

Number of Lamps: 126

Lamp Type: LED Retrofit

Input Wattage (W): 41.58

Bulb Included: Bulb Included

Max. Wattage Per Lamp (W): 0.33

Lamp Base: E10

[Dimming: Phase Dimming \(120Vac Only\)](#)

Driver Included: Yes

Driver Location: Integrated

Driver Type: Constant Voltage - Universal

Driver Class: Class 2

Input Voltage (V): 120 - 277

Output Voltage (V): 12

Lamp Voltage (V): 12

Upon Request: Integral: 0-10Vdc dimming

LED

Number of LEDs: 126

[Color Temperature \(°K\): 2600 / 3000 / 3500](#)

Max. Delivered Lumen (lm): 2898 (2600K)

CRI: >90 CRI

Lamp Life (hrs): 50000

OPTICAL

RATINGS AND CERTIFICATIONS

Certified By: Certified for North American Standards

IP rating: IP20

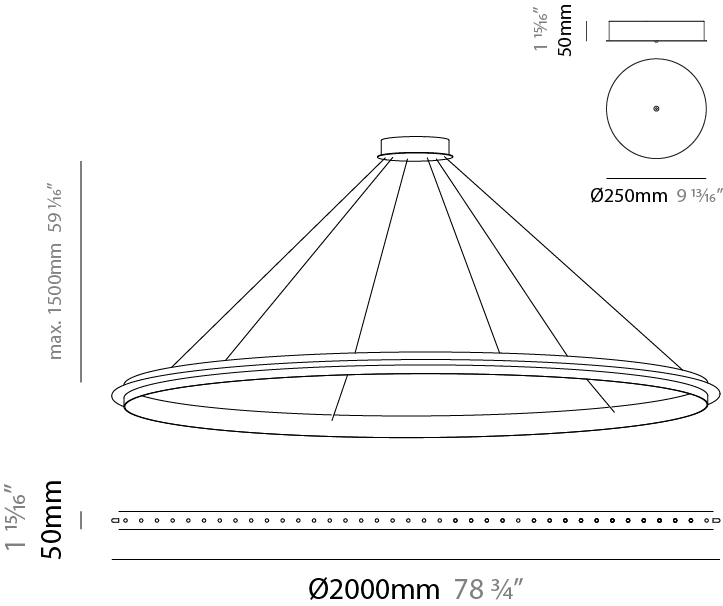
PROJECT

TYPE

SPECIFIER

QUANTITY

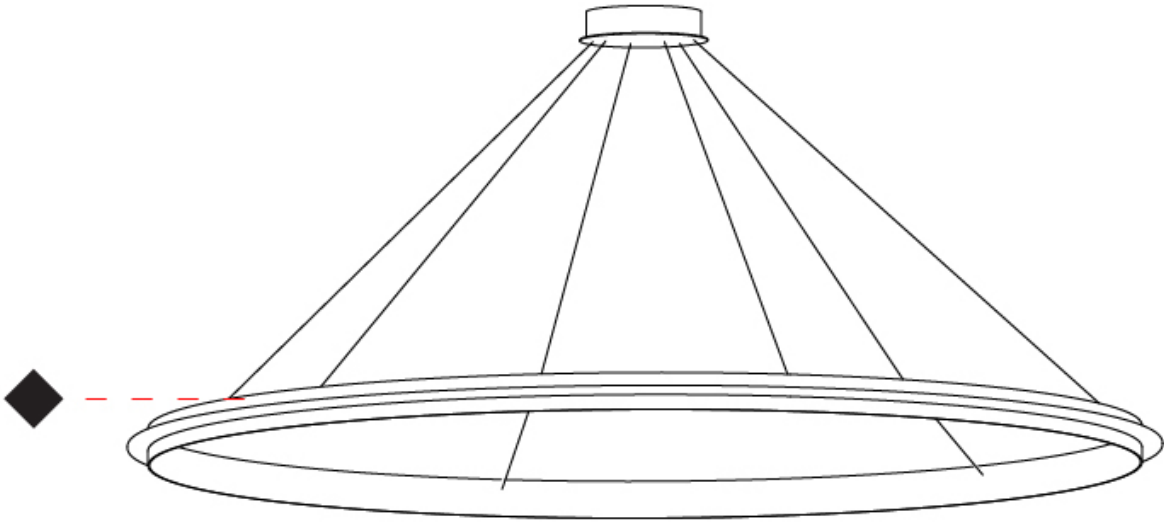
DATE



CITADEL 1 RING SUSPENSION

D101829-

PROJECT
TYPE
SPECIFIER
QUANTITY
DATE



CITADEL COMPOSITION MODULAR SYSTEM
SUSPENSION

D10CITA-MOD-SYS

base number

1. To build a product code in our configurator select the specify button on the base model # product page
2. To build a manual product code on this datasheet choose from the options listed below in blue font and add the suffix to the base model #

GENERAL

Series: Citadel
Subseries: Citadel Composition Modular System
Brand: Quasar
Division: Design
Mounting Type: Suspension
Mounting Location: Ceiling
Subcategory: Modular

PHYSICAL

Fixture Finish: NIC / BRA / BBR
Fixture Material: Metal

ELECTRICAL

Lamp Type: LED
Max. Wattage Per Lamp (W): 0.33
Lamp Base: E10
Dimming: Phase Dimming (120Vac Only)
Driver Included: No
Driver Location: See canopy components
Driver Type: Constant Voltage - Universal
Driver Class: Class 2
Input Voltage (V): 120 - 277
Output Voltage (V): 12
Upon Request: Phase dimming @120Vac only / Non-dimming @277Vac

LED

Lamp Life (hrs): 50000

OPTICAL

RATINGS AND CERTIFICATIONS

Certified By: Certified for North American Standards
IP rating: IP20

PROJECT
TYPE
SPECIFIER
QUANTITY
DATE



PROJECT
TYPE
SPECIFIER
QUANTITY
DATE

Fixture Finish


Nickel - NIC



Brass - BRA



Black Brass - BBR



Digital: Not all screens are calibrated the same, and therefore, colors will appear differently between screens.
Physical: When texture is involved, there will be variations in color, character and tone within a product series and between product families.
Brass, nickel and copper are natural minerals and can potentially change color and show marks over time. We cannot guarantee the color appearance as the material transforms.



LEGEND

	floor-mounted		pivotal		special LED (upon request) RGB, RGBW, tunable, gold+, meat+, art+, fashion+
	wall and ceiling: recessed and surface mounted		rotating		warm dim / natural dimming LED
	ceiling-mounted and wall-mounted		illuminate tilted		rechargeable battery powered
	wall-mounted		color of suspension cable		fixture with natural vivid LED (upon request)
	omni-directional light distribution		length of suspension cable		color rendering index
	direct light distribution		reflector degree selection		color temperature
	direct/indirect light distribution		super spot		lumen (luminous flux)
	indirect light distribution		lens		efficacy (lumens per watt)
	asymmetric light distribution		lens pack		Unified Glare Rating (UGR) range from 5-40
	aura light distribution		shine ring		marine grade (AISI 316 stainless steel)
	round wall or ceiling cut-out		integrated shine ring with diffuser		walk on
	square wall or ceiling cut-out		free individual colors 01-29		drive on
	the supplied jig specifies the cutout dimensions		individual colors: 00 (free of charge), 01-25 (extra charge)		Dark Sky Compliance
	minimum distance (meters) lamp - object		luminaire part to be colored (F1)		Americans with Disabilities Act (less than 4" off the wall located between 27"-84" from floor)
	recessed depth		luminaire part to be colored (F2)		lamp protected against explosion
	ceiling thickness in mm		luminaire part to be colored (F3)		blown glass using traditional methods by master glass blower
	ceiling thickness selection		luminaire part to be colored (F4)		acoustic material
	dimmable DP (phase), DV (0-10V), DD (dali), DS (step-dim)		luminaire part to be colored (F5)		protection class I, protection insulation
	included or excluded LED driver/transformer/control gear		color of 3-circuit adaptor		protection class II, protection insulation
	separately switchable		indirect diffuser		ETL Certified to UL and CSA Standards
	sensor		direct diffuser		UL Certified to UL and CSA Standards
	remote control		ball-proof (upon request)		CSA Certified to UL and CSA Standards
	available upon request		accessory		Certified for North American Standards

IP RATING

	protected against ingress of solid bodies greater than 12.5mm (finger)
	protected against ingress of solid bodies greater than 2.5mm protected against sprays of water up to 60 degrees from the vertical (rain)
	protected against ingress of solid bodies greater than 1mm (wire) no protection against the ingress of moisture
	protected against ingress of solid bodies greater than 1mm (wire) protected against sprays of water up to 60 degrees from the vertical (rain)
	protected against ingress of solid bodies greater than 1mm (wire) protected against water splashed from all directions
	protected against limited ingress of dust (wet rooms/covered outdoor areas) protected against water splashed from all directions
	protected against ingress of dust protected against jets of water
	protected against ingress of dust protected against powerful jets of water or heavy seas
	protected against ingress of dust protected against immersion of water between 15cm - 1m for 30 minutes
	protected against ingress of dust protected against immersion of water under pressure for long periods

IK RATING

	protected against 0.14 joules impact (equivalent to 0.25kg mass dropped from 56mm above the surface)
	protected against 0.2 joules impact (equivalent to 0.25kg mass dropped from 80mm above the surface)
	protected against 0.35 joules impact (equivalent to 0.25kg mass dropped from 140mm above the surface)
	protected against 0.5 joules impact (equivalent to 0.25kg mass dropped from 200mm above the surface)
	protected against 0.7 joules impact (equivalent to 0.25kg mass dropped from 280mm above the surface)
	protected against 1 joules impact (equivalent to 0.25kg mass dropped from 400mm above the surface)
	protected against 2 joules impact (equivalent to 0.5kg mass dropped from 400mm above the surface)
	protected against 5 joules impact (equivalent to 1.7kg mass dropped from 300mm above the surface)
	protected against 10 joules impact (equivalent to 5.0kg mass dropped from 200mm above the surface)
	protected against 20 joules impact (equivalent to 5.0kg mass dropped from 400mm above the surface)