

DVO0140350HS

base number

|           |
|-----------|
| PROJECT   |
| TYPE      |
| SPECIFIER |
| QUANTITY  |
| DATE      |

DESCRIPTION

Hatch - LC14-0350Z-UNV-S - 0-10Vdc Dimming - 7-14W - 350mA - 120-277Vac - LED power supply -Used with ENCP1 -Available with IP68-Outdoor Rated -ENCP20, ENCP22

- 1.To build a product code in our configurator select the specify button on the base model # product page
2. To build a manual product code on this datasheet choose from the options listed below in blue font and add the suffix to the base model #

GENERAL

Division: Architectural : Components : LED Drivers

PHYSICAL


|                   |                                 |
|-------------------|---------------------------------|
| Length (mm):      | 164                             |
| Length (in):      | 6 <sup>19</sup> / <sub>32</sub> |
| Width (mm):       | 34.7                            |
| Width (in):       | 1 <sup>3</sup> / <sub>8</sub>   |
| Height (mm):      | 25.4                            |
| Height (in):      | 1                               |
| Weight (kg):      | 0.25                            |
| Weight (lbs):     | 0.56                            |
| Fixture Material: | Metal                           |

ELECTRICAL






































































|                           |                              |
|---------------------------|------------------------------|
| Lamp Type:                | LED                          |
| Input Wattage (W):        | 17                           |
| Total Output Wattage (W): | 7-14                         |
| Dimming:                  | 0-10V Dimming                |
| Driver Type:              | Constant Current - Universal |
| Driver Class:             | Class 2                      |
| Input Voltage (V):        | 120 - 277                    |
| Constant Current (MA):    | 350                          |
| Constant Voltage (V):     | 20-40                        |

RATINGS AND CERTIFICATIONS











|               |            |
|---------------|------------|
| Certified By: | UR Listed  |
| IP rating:    | Dry / Damp |













## LEGEND

|  |  |   |  |   |  |
|--|--|---|--|---|--|
|    | floor-mounted  |    | pivotal  |    | special LED (upon request) RGB, RGBW, tunable, gold+, meat+, art+, fashion+                    |
|    | wall and ceiling: recessed and surface mounted             |    | rotating   |    | warm dim / natural dimming LED   |
|    | ceiling-mounted and wall-mounted                           |    | illuminate tilted  |    | rechargeable battery powered   |
|    | wall-mounted   |    | color of suspension cable                                    |    | fixture with natural vivid LED (upon request)  |
|    | omni-directional light distribution                        |    | length of suspension cable                                   |    | color rendering index  |
|    | direct light distribution                                  |    | reflector degree selection                                   |    | color temperature  |
|    | direct/indirect light distribution                         |    | super spot   |    | lumen (luminous flux)  |
|    | indirect light distribution                                |    | lens   |    | efficacy (lumens per watt)   |
|    | asymmetric light distribution                              |    | lens pack  |    | Unified Glare Rating (UGR) range from 5-40   |
|    | aura light distribution                                    |    | shine ring   |    | marine grade (AISI 316 stainless steel)  |
|    | round wall or ceiling cut-out                              |    | integrated shine ring with diffuser                          |    | walk on  |
|    | square wall or ceiling cut-out                             |    | free individual colors 01-29                                 |    | drive on   |
|    | the supplied jig specifies the cutout dimensions           |    | individual colors: 00 (free of charge), 01-25 (extra charge) |    | Dark Sky Compliance  |
|    | minimum distance (meters) lamp - object                    |    | luminaire part to be colored (F1)                            |    | Americans with Disabilities Act (less than 4" off the wall located between 27"-84" from floor) |
|    | recessed depth   |    | luminaire part to be colored (F2)                            |    | lamp protected against explosion   |
|    | ceiling thickness in mm                                    |    | luminaire part to be colored (F3)                            |    | blown glass using traditional methods by master glass blower                                   |
|   | ceiling thickness selection                                |   | luminaire part to be colored (F4)                            |   | acoustic material  |
|  | dimmmable DP (phase), DV (0-10V), DD (dali), DS (step-dim) |  | luminaire part to be colored (F5)                            |  | protection class I, protection insulation  |
|  | included or excluded LED driver/transformer/control gear   |  | color of 3-circuit adaptor                                   |  | protection class II, protection insulation   |
|  | separately switchable                                      |  | indirect diffuser  |  | ETL Certified to UL and CSA Standards  |
|  | sensor   |  | direct diffuser  |  | UL Certified to UL and CSA Standards   |
|  | remote control   |  | ball-proof (upon request)                                    |  | CSA Certified to UL and CSA Standards  |
|  | available upon request                                     |  | accessory  |  | Certified for North American Standards   |

## IP RATING

|   |  |
|---|--|
|  | protected against ingress of solid bodies greater than 12.5mm (finger)   |
|  | protected against ingress of solid bodies greater than 2.5mm<br>protected against sprays of water up to 60 degrees from the vertical (rain)      |
|  | protected against ingress of solid bodies greater than 1mm (wire)<br>no protection against the ingress of moisture                               |
|  | protected against ingress of solid bodies greater than 1mm (wire)<br>protected against sprays of water up to 60 degrees from the vertical (rain) |
|  | protected against ingress of solid bodies greater than 1mm (wire)<br>protected against water splashed from all directions                        |
|  | protected against limited ingress of dust (wet rooms/covered outdoor areas)<br>protected against water splashed from all directions              |
|  | protected against ingress of dust<br>protected against jets of water   |
|  | protected against ingress of dust<br>protected against powerful jets of water or heavy seas  |
|  | protected against ingress of dust<br>protected against immersion of water between 15cm - 1m for 30 minutes                                       |
|  | protected against ingress of dust<br>protected against immersion of water under pressure for long periods  |

## IK RATING

|   |   |
|---|---|
|  | protected against 0.14 joules impact (equivalent to 0.25kg mass dropped from 56mm above the surface)  |
|  | protected against 0.2 joules impact (equivalent to 0.25kg mass dropped from 80mm above the surface)   |
|  | protected against 0.35 joules impact (equivalent to 0.25kg mass dropped from 140mm above the surface) |
|  | protected against 0.5 joules impact (equivalent to 0.25kg mass dropped from 200mm above the surface)  |
|  | protected against 0.7 joules impact (equivalent to 0.25kg mass dropped from 280mm above the surface)  |
|  | protected against 1 joules impact (equivalent to 0.25kg mass dropped from 400mm above the surface)    |
|  | protected against 2 joules impact (equivalent to 0.5kg mass dropped from 400mm above the surface)     |
|  | protected against 5 joules impact (equivalent to 1.7kg mass dropped from 300mm above the surface)     |
|  | protected against 10 joules impact (equivalent to 5.0kg mass dropped from 200mm above the surface)    |
|  | protected against 20 joules impact (equivalent to 5.0kg mass dropped from 400mm above the surface)    |