

E9B047- COMPONENTS

PROJECT
TYPE
NOTES
QUANTITY
DATE

DMX050PROGES

DESCRIPTION

Eldoled - POWERdrive PW0561S1 - DMX/RDM Dimming - 50W - 4x 55V Outputs - 200-1050mA - 120-277Vac - Programmable LED power supply

PHYSICAL

Length (mm): 130
Length (in): 5 1/8
Width (mm): 76
Width (in): 3
Height (mm): 30
Height (in): 1 3/16
Weight (kg): 0.35
Weight (lbs): 0.77
Fixture Material: Metal

ELECTRICAL

Lamp Type: LED
Total Output Wattage (W): 0.3-50
Dimming: Bluetooth technology or DMX
Control Gear: DMX
Driver Type: Constant Current - Universal
Driver Class: Class 2
Housing: ENCP6 (Indoor rated only - IP65 or higher to be supplied by others)
Input Voltage (V): 120 - 277
Constant Current (MA): 150-1400
Constant Voltage (V): 2-55

RATINGS AND CERTIFICATIONS

Certified By: UR Listed
IP rating: Dry / Damp



E9B047- COMPONENTS

E9A12500

DESCRIPTION

Anchor Bolt 225 - 3 Legs - 225mm / 8 7/8" - Tie Rod

GENERAL

Series: Tris
Brand: Platek
Division: Exterior

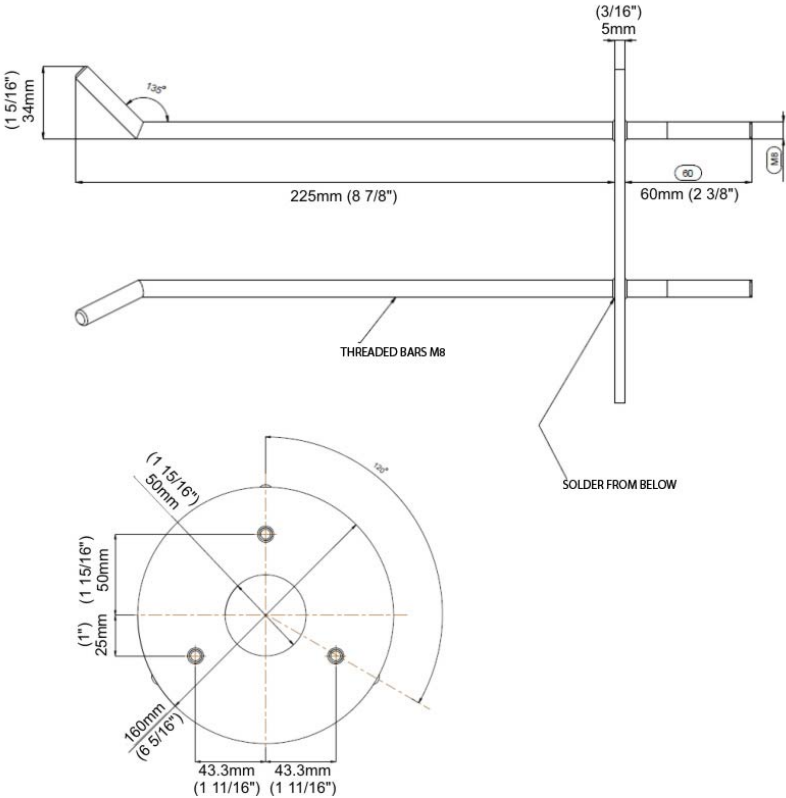
PHYSICAL

Diameter (mm): 160
Height (mm): 225
Fixture Material: Metal

RATINGS AND CERTIFICATIONS

Certified By: Certified for North American Standards
IP rating: IP65

PROJECT	
TYPE	
NOTES	
QUANTITY	
DATE	



E9B047- COMPONENTS

E9A12600

DESCRIPTION

Recessed housing - Tris/Tube - Cradle

GENERAL

Series: Tris
Brand: Platek
Division: Exterior

PHYSICAL

Diameter (mm): 160
Fixture Material: Metal

RATINGS AND CERTIFICATIONS

Certified By: Certified for North American Standards
IP rating: IP65

PROJECT
TYPE
NOTES
QUANTITY
DATE



E9B047- COMPONENTS

PROJECT	
TYPE	
NOTES	
QUANTITY	
DATE	

E9A24900

DESCRIPTION

Tube - Rego 48 - 4-Channel DMX-RDM In Max. 60V - 135W

GENERAL

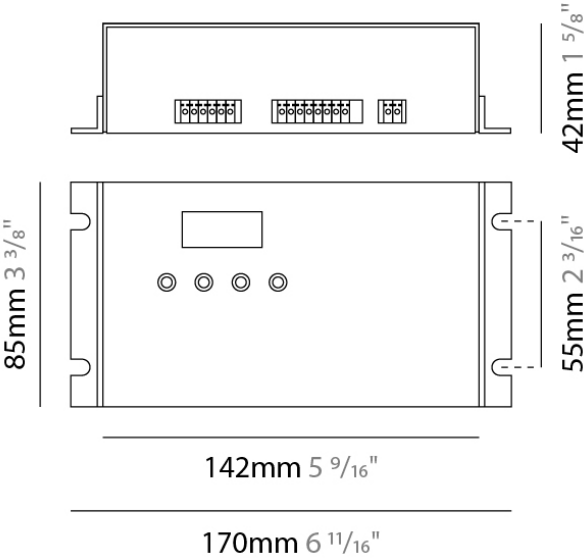
Series: Tube
Brand: Platek
Division: Exterior

PHYSICAL

Fixture Material: Metal

RATINGS AND CERTIFICATIONS

Certified By: Certified for North American Standards
IP rating: IP65



E9B047- COMPONENTS

PROJECT
TYPE
NOTES
QUANTITY
DATE

ENCP6

DESCRIPTION

Empty Metal Enclosure for Driver - IP20 - Indoor Rated

GENERAL

Division: Architectural : Components

PHYSICAL

Shape: Rectangle

Length (mm): 178

Length (in): 7

Width (mm): 105

Width (in): 4 1/8

Height (mm): 54

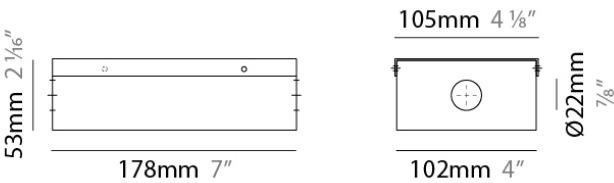
Height (in): 2 1/8

Screws: A4 stainless steel

Fixture Material: Metal

RATINGS AND CERTIFICATIONS

IP rating: IP20



PROJECT
TYPE
NOTES
QUANTITY
DATE

LEGEND

	floor-mounted		pivotal		special LED (upon request) RGB, RGBW, tunable, gold+, meat+, art+, fashion+
	wall and ceiling: recessed and surface mounted		rotating		warm dim / natural dimming LED
	ceiling-mounted and wall-mounted		illuminate tilted		rechargeable battery powered
	wall-mounted		color of suspension cable		fixture with natural vivid LED (upon request)
	omni-directional light distribution		length of suspension cable		color rendering index
	direct light distribution		reflector degree selection		color temperature
	direct/indirect light distribution		super spot		lumen (luminous flux)
	indirect light distribution		lens		efficacy (lumens per watt)
	asymmetric light distribution		lens pack		Unified Glare Rating (UGR) range from 5-40
	aura light distribution		shine ring		marine grade (AISI 316 stainless steel)
	round wall or ceiling cut-out		integrated shine ring with diffuser		walk on
	square wall or ceiling cut-out		free individual colors 01-29		drive on
	the supplied jig specifies the cutout dimensions		individual colors: 00 (free of charge), 01-25 (extra charge)		Dark Sky Compliance
	minimum distance (meters) lamp - object		luminaire part to be colored (F1)		Americans with Disabilities Act (less than 4" off the wall located between 27"-84" from floor)
	recessed depth		luminaire part to be colored (F2)		lamp protected against explosion
	ceiling thickness in mm		luminaire part to be colored (F3)		blown glass using traditional methods by master glass blower
	ceiling thickness selection		luminaire part to be colored (F4)		acoustic material
	dimmable DP (phase), DV (0-10V), DD (dali), DS (step-dim)		luminaire part to be colored (F5)		protection class I, protection insulation
	included or excluded LED driver/transformer/control gear		color of 3-circuit adaptor		protection class II, protection insulation
	separately switchable		indirect diffuser		ETL Certified to UL and CSA Standards
	sensor		direct diffuser		UL Certified to UL and CSA Standards
	remote control		ball-proof (upon request)		CSA Certified to UL and CSA Standards
	available upon request		accessory		Certified for North American Standards

IP RATING

	protected against ingress of solid bodies greater than 12.5mm (finger)
	protected against ingress of solid bodies greater than 2.5mm protected against sprays of water up to 60 degrees from the vertical (rain)
	protected against ingress of solid bodies greater than 1mm (wire) no protection against the ingress of moisture
	protected against ingress of solid bodies greater than 1mm (wire) protected against sprays of water up to 60 degrees from the vertical (rain)
	protected against ingress of solid bodies greater than 1mm (wire) protected against water splashed from all directions
	protected against limited ingress of dust (wet rooms/covered outdoor areas) protected against water splashed from all directions
	protected against ingress of dust protected against jets of water
	protected against ingress of dust protected against powerful jets of water or heavy seas
	protected against ingress of dust protected against immersion of water between 15cm - 1m for 30 minutes
	protected against ingress of dust protected against immersion of water under pressure for long periods

IK RATING

	protected against 0.14 joules impact (equivalent to 0.25kg mass dropped from 56mm above the surface)
	protected against 0.2 joules impact (equivalent to 0.25kg mass dropped from 80mm above the surface)
	protected against 0.35 joules impact (equivalent to 0.25kg mass dropped from 140mm above the surface)
	protected against 0.5 joules impact (equivalent to 0.25kg mass dropped from 200mm above the surface)
	protected against 0.7 joules impact (equivalent to 0.25kg mass dropped from 280mm above the surface)
	protected against 1 joules impact (equivalent to 0.25kg mass dropped from 400mm above the surface)
	protected against 2 joules impact (equivalent to 0.5kg mass dropped from 400mm above the surface)
	protected against 5 joules impact (equivalent to 1.7kg mass dropped from 300mm above the surface)
	protected against 10 joules impact (equivalent to 5.0kg mass dropped from 200mm above the surface)
	protected against 20 joules impact (equivalent to 5.0kg mass dropped from 400mm above the surface)