

PROJECT
TYPE
NOTES
QUANTITY
DATE

A51023-

DESCRIPTION

35 Linear - Suspension - Master Linear Element - 500mm / 19 11/16" - 15W LED (5W 120° Up + 10W 240° Down) - 2700K / 3000K / 4000K

GENERAL

Series: 35 Linear
Subseries: 35 Linear Modular System
Brand: Ivela
Division: Architectural
Mounting Type: Suspension
Mounting Location: Ceiling
Subcategory: Profile

PHYSICAL

Shape: Cylinder
Diameter (mm): 35
Diameter (in): 1 3/8
Length (mm): 500
Length (in): 19 11/16
Light Distribution: Omnidirectional
Diffuser: Polycarbonate - Opal
Fixture Finish: ANB / WHI
Fixture Material: Aluminum / Polycarbonate
Upon Request: Smoked Polycarbonate Diffuser

ELECTRICAL

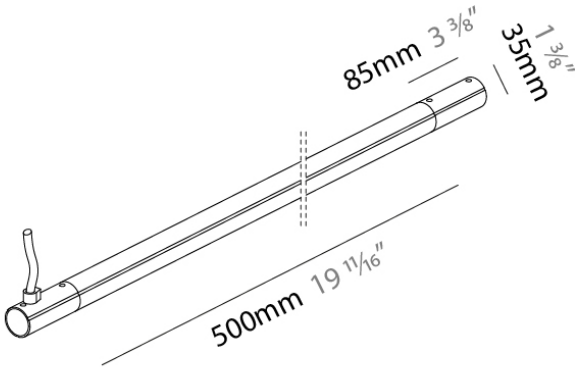
Input Wattage Range: 10 - 19 W
Lamp Type: LED
Input Wattage (W): 16.7
Total Output Wattage (W): 15
Dimming: Non-Dimmable / 0-10V Dimming
Driver Included: No
Driver Location: Remote
Driver Type: Constant Voltage - Universal
Driver Class: Class 2
Input Voltage (V): 120 - 277
Output Voltage (V): 48
Upon Request: 2 Circuits

LED

Delivered Lumen Range: 500 - 1999 lm
Color Temperature (°K): 2700 / 3000 / 4000
Max. Delivered Lumen (lm): 879 / 921 / 966
Nominal Lumen (lm): 1575 / 1660 / 1725
CRI: >90 CRI
Lamp Life (hrs): 50000

RATINGS AND CERTIFICATIONS

Certified By: Certified for North American Standards
IP rating: IP20
Glare Rating: ≤ 16



PROJECT
TYPE
NOTES
QUANTITY
DATE

A51024-

DESCRIPTION

35 Linear - Suspension - Master Linear Element - 1500mm / 59 1/16" - 50W LED (16.6W 120° Up + 33.3W 240° Down) - 2700K / 3000K

GENERAL

Series: 35 Linear
Subseries: 35 Linear Modular System
Brand: Ivela
Division: Architectural
Mounting Type: Suspension
Mounting Location: Ceiling
Subcategory: Profile

PHYSICAL

Shape: Cylinder
Diameter (mm): 35
Diameter (in): 1 3/8
Length (mm): 1500
Length (in): 59 1/16
Light Distribution: Omnidirectional
Diffuser: Polycarbonate - Opal
Fixture Finish: ANB / WHI
Fixture Material: Aluminum / Polycarbonate
Upon Request: Smoked Polycarbonate Diffuser

ELECTRICAL

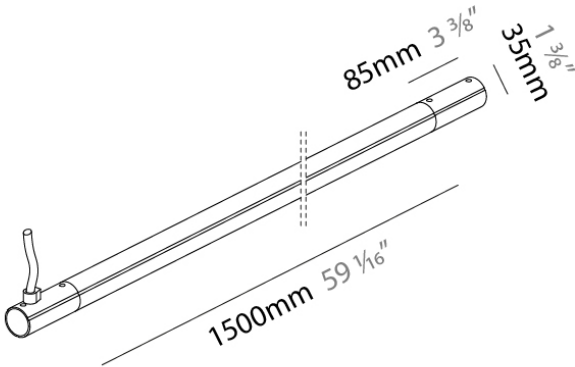
Input Wattage Range: 50 - 79 W
Lamp Type: LED
Input Wattage (W): 50
Total Output Wattage (W): 45
Dimming: Non-Dimmable / 0-10V Dimming
Driver Included: No
Driver Location: Remote
Driver Type: Constant Voltage - Universal
Driver Class: Class 2
Input Voltage (V): 120 - 277
Output Voltage (V): 48
Upon Request: 2 Circuits

LED

Delivered Lumen Range: 2000 - 3999 lm
Color Temperature (°K): 2700 / 3000
Max. Delivered Lumen (lm): 2637 / 2763
Nominal Lumen (lm): 4725 / 4950
CRI: >90 CRI
Lamp Life (hrs): 50000

RATINGS AND CERTIFICATIONS

Certified By: Certified for North American Standards
IP rating: IP20
Glare Rating: ≤ 16



PROJECT
TYPE
NOTES
QUANTITY
DATE

A51025-

DESCRIPTION

35 Linear - Suspension - Master Linear Element - 3000mm / 118 1/8" - 100W LED (33.3W 120° Up + 66.6W 240° Down) - 2700K / 3000K / 4000K

GENERAL

Series: 35 Linear
Subseries: 35 Linear Modular System
Brand: Ivela
Division: Architectural
Mounting Type: Suspension
Mounting Location: Ceiling
Subcategory: Profile

PHYSICAL

Shape: Cylinder
Diameter (mm): 35
Diameter (in): 1 3/8
Length (mm): 3000
Length (in): 118 1/8
Light Distribution: Omnidirectional
Diffuser: Polycarbonate - Opal
Fixture Finish: ANB / WHI
Fixture Material: Aluminum / Polycarbonate
Upon Request: Smoked Polycarbonate Diffuser

ELECTRICAL

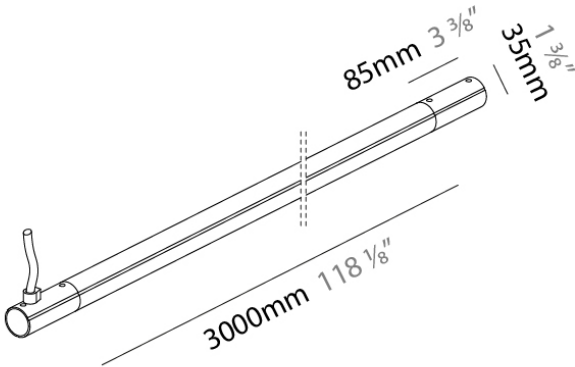
Input Wattage Range: 100 - 149 W
Lamp Type: LED
Input Wattage (W): 100
Total Output Wattage (W): 90
Dimming: Non-Dimmable / 0-10V Dimming
Driver Included: No
Driver Location: Remote
Driver Type: Constant Voltage - Universal
Driver Class: Class 2
Input Voltage (V): 120 - 277
Output Voltage (V): 48
Upon Request: 2 Circuits

LED

Delivered Lumen Range: 5000 - 9999 lm
Color Temperature (°K): 2700 / 3000 / 4000
Max. Delivered Lumen (lm): 5275 / 5526 / 5796
Nominal Lumen (lm): 9450 / 9900 / 10350
CRI: >90 CRI
Lamp Life (hrs): 50000

RATINGS AND CERTIFICATIONS

Certified By: Certified for North American Standards
IP rating: IP20
Glare Rating: ≤ 16



PROJECT
TYPE
NOTES
QUANTITY
DATE

A51026-

DESCRIPTION

35 Linear - Suspension - Continuous Linear Element - 500mm / 19 11/16" - 16.7W LED (5.6W 120° Up + 11.1W 240° Down) - 2700K / 3000K

GENERAL

Series: 35 Linear
Subseries: 35 Linear Modular System
Brand: Ivela
Division: Architectural
Mounting Type: Suspension
Mounting Location: Ceiling
Subcategory: Profile

PHYSICAL

Shape: Cylinder
Diameter (mm): 35
Diameter (in): 1 3/8
Length (mm): 500
Length (in): 19 11/16
Light Distribution: Omnidirectional
Diffuser: Polycarbonate - Opal
Fixture Finish: ANB / WHI
Fixture Material: Aluminum / Polycarbonate
Upon Request: Smoked Polycarbonate Diffuser

ELECTRICAL

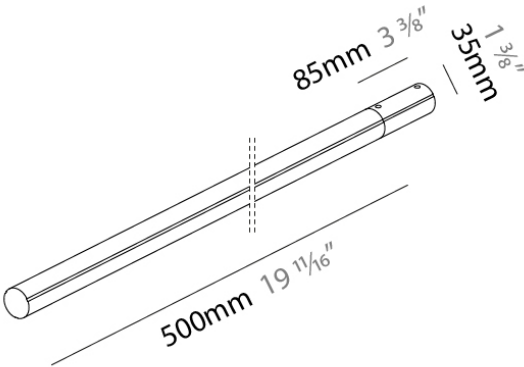
Input Wattage Range: 10 - 19 W
Lamp Type: LED
Input Wattage (W): 16.7
Total Output Wattage (W): 15
Dimming: Non-Dimmable / 0-10V Dimming
Driver Included: No
Driver Location: Remote
Driver Type: Constant Voltage - Universal
Driver Class: Class 2
Input Voltage (V): 120 - 277
Output Voltage (V): 48
Upon Request: 2 Circuits

LED

Delivered Lumen Range: 500 - 1999 lm
Color Temperature (°K): 2700 / 3000 / 4000
Max. Delivered Lumen (lm): 879 / 921 / 966
Nominal Lumen (lm): 1575 / 1660 / 1725
CRI: >90 CRI
Lamp Life (hrs): 50000

RATINGS AND CERTIFICATIONS

Certified By: Certified for North American Standards
IP rating: IP20
Glare Rating: ≤ 16



PROJECT
TYPE
NOTES
QUANTITY
DATE

A51027-

DESCRIPTION

35 Linear - Suspension - Continuous Linear Element - 1500mm / 59 1/16" - 50W LED (16.6W 120° Up + 33.3W 240° Down) - 2700K / 3000K

GENERAL

Series: 35 Linear
Subseries: 35 Linear Modular System
Brand: Ivela
Division: Architectural
Mounting Type: Suspension
Mounting Location: Ceiling
Subcategory: Profile

PHYSICAL

Shape: Cylinder
Diameter (mm): 35
Diameter (in): 1 3/8
Length (mm): 1500
Length (in): 59 1/16
Light Distribution: Omnidirectional
Diffuser: Polycarbonate - Opal
Fixture Finish: ANB / WHI
Fixture Material: Aluminum / Polycarbonate
Upon Request: Smoked Polycarbonate Diffuser

ELECTRICAL

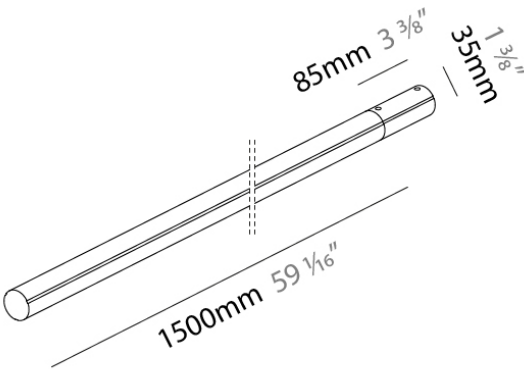
Input Wattage Range: 50 - 79 W
Lamp Type: LED
Input Wattage (W): 50
Total Output Wattage (W): 45
Dimming: Non-Dimmable / 0-10V Dimming
Driver Included: No
Driver Location: Remote
Driver Type: Constant Voltage - Universal
Driver Class: Class 2
Input Voltage (V): 120 - 277
Output Voltage (V): 48
Upon Request: 2 Circuits

LED

Delivered Lumen Range: 2000 - 3999 lm
Color Temperature (°K): 2700 / 3000
Max. Delivered Lumen (lm): 2637 / 2763
Nominal Lumen (lm): 4725 / 4950
CRI: >90 CRI
Lamp Life (hrs): 50000

RATINGS AND CERTIFICATIONS

Certified By: Certified for North American Standards
IP rating: IP20
Glare Rating: ≤ 16



PROJECT	
TYPE	
NOTES	
QUANTITY	
DATE	

A51028-

DESCRIPTION

35 Linear - Suspension - Continuous Linear Element - 3000mm / 118 1/8" - 100W LED (33.3W 120° Up + 66.6W 240° Down) - 2700K / 3000K / 4000K

GENERAL

Series: 35 Linear
Subseries: 35 Linear Modular System
Brand: Ivela
Division: Architectural
Mounting Type: Suspension
Mounting Location: Ceiling
Subcategory: Profile

PHYSICAL

Shape: Cylinder
Diameter (mm): 35
Diameter (in): 1 3/8
Length (mm): 3000
Length (in): 118 1/8
Light Distribution: Omnidirectional
Diffuser: Polycarbonate - Opal
Fixture Finish: ANB / WHI
Fixture Material: Aluminum / Polycarbonate
Upon Request: Smoked Polycarbonate Diffuser

ELECTRICAL

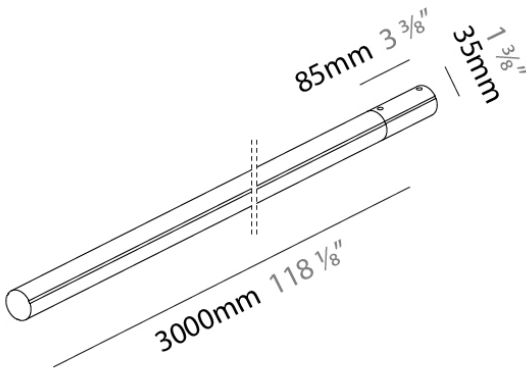
Input Wattage Range: 100 - 149 W
Lamp Type: LED
Input Wattage (W): 100
Total Output Wattage (W): 90
Dimming: Non-Dimmable / 0-10V Dimming
Driver Included: No
Driver Location: Remote
Driver Type: Constant Voltage - Universal
Driver Class: Class 2
Input Voltage (V): 120 - 277
Output Voltage (V): 48
Upon Request: 2 Circuits

LED

Delivered Lumen Range: 5000 - 9999 lm
Color Temperature (°K): 2700 / 3000 / 4000
Max. Delivered Lumen (lm): 5275 / 5526 / 5796
Nominal Lumen (lm): 9450 / 9900 / 10350
CRI: >90 CRI
Lamp Life (hrs): 50000

RATINGS AND CERTIFICATIONS

Certified By: Certified for North American Standards
IP rating: IP20
Glare Rating: ≤ 16



A535LIN-MOD-SYS COMPONENTS

A5906500

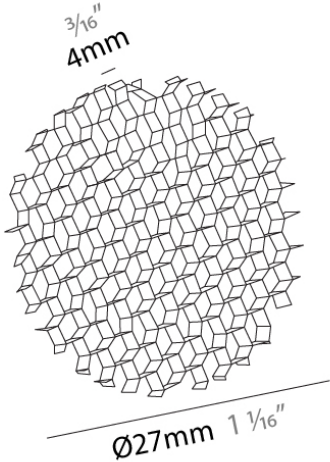

**DESCRIPTION**  
Honeycomb Diffuser for 35 Linear System - Nanoperfetto Spot

**GENERAL**  
Series: 35 Linear  
Subseries: 35 Linear Modular System  
Brand: Ivela  
Division: Architectural

**PHYSICAL**  
Shape: Round  
Diameter (mm): 27  
Diameter (in): 1 1/16  
Width (mm): 4  
Width (in): 0 3/16  
Light Distribution: Direct  
Fixture Finish: BLK  
Fixture Material: Thermoplastic

**RATINGS AND CERTIFICATIONS**  
Certified By: CSA Certified to UL and CSA Standards  
IP rating: IP43

PROJECT	
TYPE	
NOTES	
QUANTITY	
DATE	



A535LIN-MOD-SYS COMPONENTS

A59093-

DESCRIPTION

35 Linear - Flexible Connector

GENERAL

Series: 35 Linear  
Subseries: 35 Linear Modular System  
Brand: Ivela  
Division: Architectural

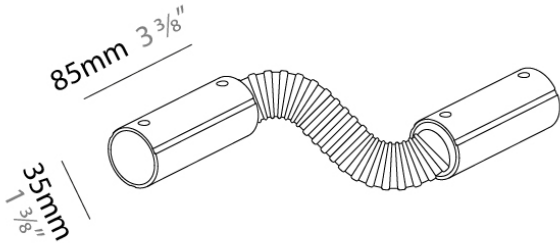
PHYSICAL

Diameter (mm): 35  
Diameter (in): 1 3/8  
Length (mm): 85  
Length (in): 3 3/8  
Fixture Finish: BLK / MWH  
Fixture Material: Aluminum

RATINGS AND CERTIFICATIONS

Certified By: Certified for North American Standards  
IP rating: IP20

PROJECT
TYPE
NOTES
QUANTITY
DATE





A535LIN-MOD-SYS COMPONENTS

A5909600

DESCRIPTION

Linear 35 - Suspension kit 3000mm / 118 1/8" Cable

GENERAL

Series: 35 Linear  
Subseries: 35 Linear Modular System  
Brand: Ivela  
Division: Architectural

PHYSICAL

Height (mm): 34  
Height (in): 1 5/16  
Weight (kg): 1 kg

ELECTRICAL

Input Wattage (W): 26W

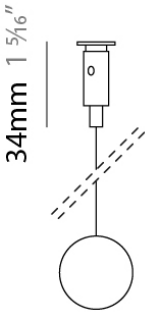

LED

Number of LEDs: 1  
Max. Delivered Lumen (lm): 2278lm

OPTICAL

Optic°: 29°

PROJECT	
TYPE	
NOTES	
QUANTITY	
DATE	



A535LIN-MOD-SYS COMPONENTS TRACK

PROJECT	
TYPE	
NOTES	
QUANTITY	
DATE	

A59097-

DESCRIPTION

35 Linear - Suspension - Spot - Continuous Nanoperfetto - 7 - 2700K / 3000K - CRI 90° - Beam 14°

GENERAL

Series: 35 Linear  
Subseries: 35 Linear Modular System  
Brand: Ivela  
Division: Architectural  
Mounting Type: Track  
Mounting Location: Ceiling  
Subcategory: Spots

PHYSICAL

Shape: Cylinder  
Diameter (mm): 35  
Diameter (in): 1 3/8  
Length (mm): 120  
Length (in): 4 3/4  
Width (in): 2 13/16  
Height (mm): 71  
Light Distribution: Adjustable / Direct  
Fixture Finish: BLK / MWH  
Fixture Material: Aluminum / Polycarbonate

ELECTRICAL

Input Wattage Range: 1 - 9 W  
Lamp Type: LED  
Input Wattage (W): 7  
Total Output Wattage (W): 6  
Dimming: Non-Dimmable  
Driver Included: No  
Driver Location: Remote  
Driver Type: Constant Voltage - Universal  
Driver Class: Class 1 and Class 2  
Input Voltage (V): 120 - 277  
Output Voltage (V): 48

LED

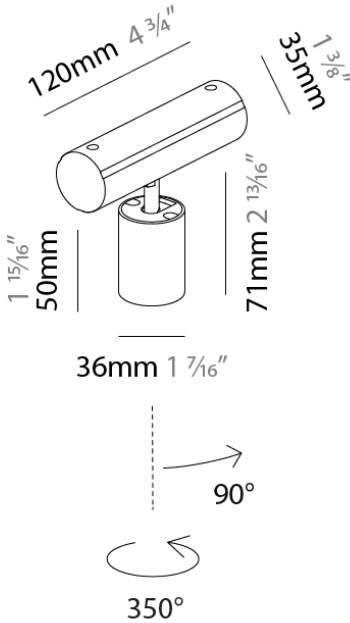
Delivered Lumen Range: 100 - 499 lm  
Color Temperature (°K): 2700 / 3000  
Max. Delivered Lumen (lm): 436 / 463  
Nominal Lumen (lm): 490 / 520  
CRI: >90 CRI  
Lamp Life (hrs): 50000

OPTICAL

Beam Angle: 14  
Adjustability: Rotational 350°; Tilt 90°

RATINGS AND CERTIFICATIONS

Certified By: Certified for North American Standards  
IP rating: IP20  
Glare Rating: ≤ 13



A535LIN-MOD-SYS COMPONENTS

A59098-

DESCRIPTION

35 Linear - L Shape Connector

GENERAL

Series: 35 Linear  
Subseries: 35 Linear Modular System  
Brand: Ivela  
Division: Architectural

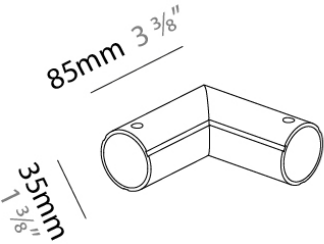
PHYSICAL

Diameter (mm): 35  
Diameter (in): 1 3/8  
Length (mm): 85  
Length (in): 3 3/8  
Fixture Finish: BLK / MWH  
Fixture Material: Aluminum

RATINGS AND CERTIFICATIONS

Certified By: Certified for North American Standards  
IP rating: IP20

PROJECT
TYPE
NOTES
QUANTITY
DATE



A535LIN-MOD-SYS COMPONENTS

A59099-

DESCRIPTION

35 Linear - Kit for Wall/Ceiling Mount

GENERAL

Series: 35 Linear  
Subseries: 35 Linear Modular System  
Brand: Ivela  
Division: Architectural

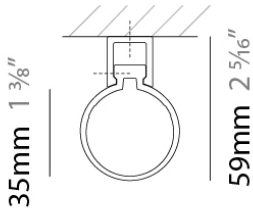
PHYSICAL

Diameter (mm): 35  
Diameter (in): 1 3/8  
Height (mm): 59  
Height (in): 2 5/16  
Fixture Finish: BLK / MWH  
Fixture Material: Aluminum

RATINGS AND CERTIFICATIONS

Certified By: Certified for North American Standards  
IP rating: IP20

PROJECT
TYPE
NOTES
QUANTITY
DATE



A535LIN-MOD-SYS COMPONENTS

PROJECT	
TYPE	
NOTES	
QUANTITY	
DATE	

A59100-

DESCRIPTION

35 Linear - L Shape Connector with Power Cable

GENERAL

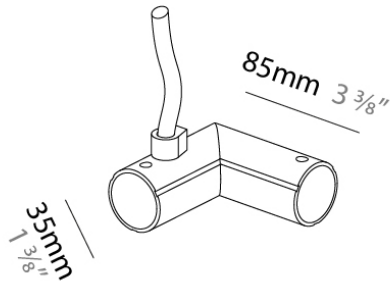
Series: 35 Linear
Subseries: 35 Linear Modular System
Brand: Ivela
Division: Architectural

PHYSICAL

Diameter (mm): 35
Diameter (in): 1 3/8
Length (mm): 85
Length (in): 3 3/8
Fixture Finish: BLK / MWH
Fixture Material: Aluminum

RATINGS AND CERTIFICATIONS

Certified By: Certified for North American Standards
IP rating: IP20



A535LIN-MOD-SYS COMPONENTS

A59101-

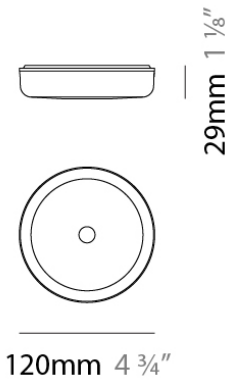
**DESCRIPTION**  
35 Linear - Ceiling Canopy

**GENERAL**  
Series: 35 Linear  
Subseries: 35 Linear Modular System  
Brand: Ivela  
Division: Architectural

**PHYSICAL**  
Diameter (mm): 120  
Diameter (in): 4 ¾  
Height (mm): 29  
Height (in): 1 ⅛  
Fixture Finish: BLK / MWH  
Fixture Material: Aluminum

**RATINGS AND CERTIFICATIONS**  
Certified By: Certified for North American Standards  
IP rating: IP20

PROJECT
TYPE
NOTES
QUANTITY
DATE



A535LIN-MOD-SYS COMPONENTS

A5910200

DESCRIPTION

35 Linear - Smoked Diffuser 500mm / 19 11/16" (approx. 50% light loss)

GENERAL

Series: 35 Linear  
Subseries: 35 Linear Modular System  
Brand: Ivela  
Division: Architectural

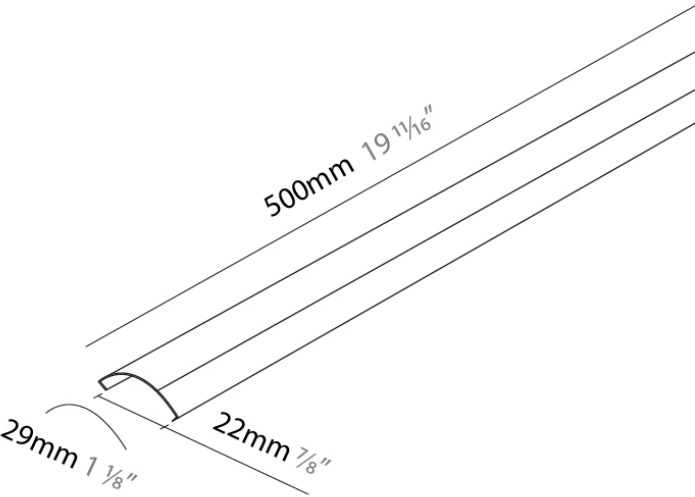

PHYSICAL

Length (mm): 500  
Length (in): 19 11/16  
Diffuser: Polycarbonate - Smoke (approx. 50% light loss)

RATINGS AND CERTIFICATIONS

Certified By: Certified for North American Standards  
IP rating: IP20

PROJECT
TYPE
NOTES
QUANTITY
DATE



A535LIN-MOD-SYS COMPONENTS

A5910300

DESCRIPTION

35 Linear - Smoked Diffuser 1500mm / 59 1/16" (approx. 50% light loss)

GENERAL

Series: 35 Linear  
Subseries: 35 Linear Modular System  
Brand: Ivela  
Division: Architectural

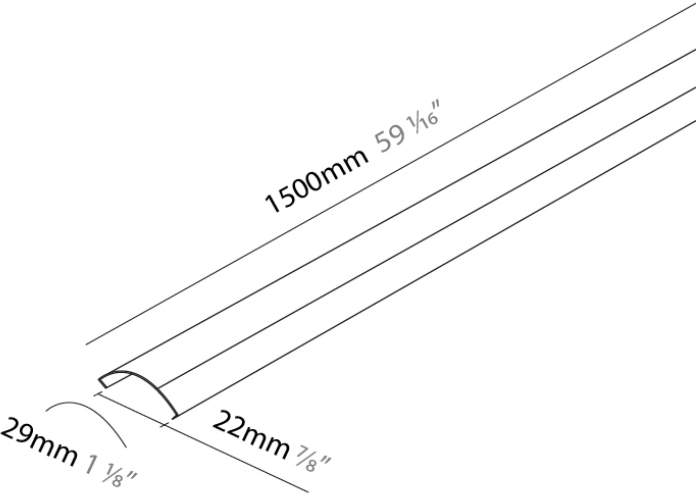
PHYSICAL

Length (mm): 1500  
Length (in): 59 1/16  
Diffuser: Polycarbonate - Smoke (approx. 50% light loss)

RATINGS AND CERTIFICATIONS

Certified By: Certified for North American Standards  
IP rating: IP20

PROJECT
TYPE
NOTES
QUANTITY
DATE





A535LIN-MOD-SYS COMPONENTS

A5910400

DESCRIPTION

35 Linear - Smoked Diffuser 2000mm / 78 3/4 (approx. 50% light loss)

GENERAL

Series: 35 Linear  
Subseries: 35 Linear Modular System  
Brand: Ivela  
Division: Architectural

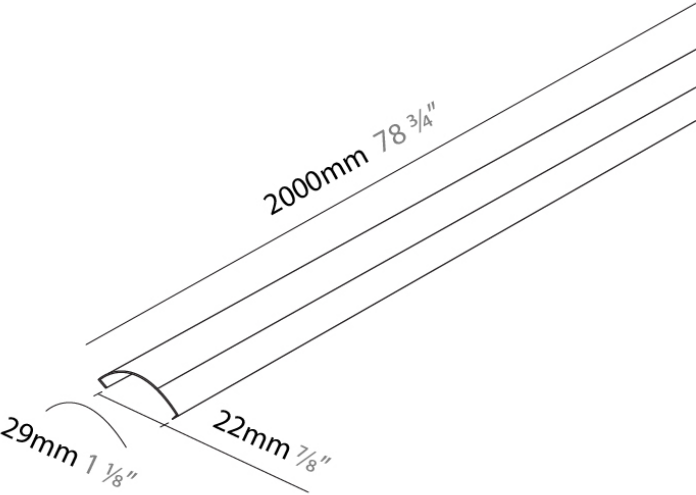
PHYSICAL

Length (mm): 2000  
Length (in): 78 3/4  
Diffuser: Polycarbonate - Smoke (approx. 50% light loss)

RATINGS AND CERTIFICATIONS

Certified By: Certified for North American Standards  
IP rating: IP20

PROJECT
TYPE
NOTES
QUANTITY
DATE



A535LIN-MOD-SYS COMPONENTS

A5910500

DESCRIPTION

35 Linear - Smoked Diffuser 3 000mm / 118 1/8 (approx. 50% light loss)

GENERAL

Series: 35 Linear  
Subseries: 35 Linear Modular System  
Brand: Ivela  
Division: Architectural

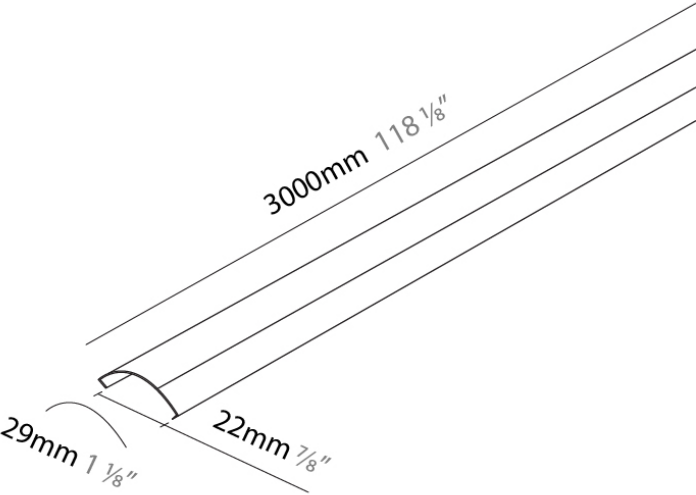

PHYSICAL

Length (mm): 3000  
Length (in): 118 1/8  
Diffuser: Polycarbonate - Smoke (approx. 50% light loss)

RATINGS AND CERTIFICATIONS

Certified By: Certified for North American Standards  
IP rating: IP20

PROJECT
TYPE
NOTES
QUANTITY
DATE



### LEGEND

	floor-mounted		pivotal		special LED (upon request) RGB, RGBW, tunable, gold+, meat+, art+, fashion+
	wall and ceiling: recessed and surface mounted		rotating		warm dim / natural dimming LED
	ceiling-mounted and wall-mounted		illuminate tilted		rechargeable battery powered
	wall-mounted		color of suspension cable		fixture with natural vivid LED (upon request)
	omni-directional light distribution		length of suspension cable		color rendering index
	direct light distribution		reflector degree selection		color temperature
	direct/indirect light distribution		super spot		lumen (luminous flux)
	indirect light distribution		lens		efficacy (lumens per watt)
	asymmetric light distribution		lens pack		Unified Glare Rating (UGR) range from 5-40
	aura light distribution		shine ring		marine grade (AISI 316 stainless steel)
	round wall or ceiling cut-out		integrated shine ring with diffuser		walk on
	square wall or ceiling cut-out		free individual colors 01-29		drive on
	the supplied jig specifies the cutout dimensions		individual colors: 00 (free of charge), 01-25 (extra charge)		Dark Sky Compliance
	minimum distance (meters) lamp - object		luminaire part to be colored (F1)		Americans with Disabilities Act (less than 4" off the wall located between 27"-84" from floor)
	recessed depth		luminaire part to be colored (F2)		lamp protected against explosion
	ceiling thickness in mm		luminaire part to be colored (F3)		blown glass using traditional methods by master glass blower
	ceiling thickness selection		luminaire part to be colored (F4)		acoustic material
	dimmable DP (phase), DV (0-10V), DD (dali), DS (step-dim)		luminaire part to be colored (F5)		protection class I, protection insulation
	included or excluded LED driver/transformer/control gear		color of 3-circuit adaptor		protection class II, protection insulation
	separately switchable		indirect diffuser		ETL Certified to UL and CSA Standards
	sensor		direct diffuser		UL Certified to UL and CSA Standards
	remote control		ball-proof (upon request)		CSA Certified to UL and CSA Standards
	available upon request		accessory		Certified for North American Standards

### IP RATING

	protected against ingress of solid bodies greater than 12.5mm (finger)
	protected against ingress of solid bodies greater than 2.5mm protected against sprays of water up to 60 degrees from the vertical (rain)
	protected against ingress of solid bodies greater than 1mm (wire) no protection against the ingress of moisture
	protected against ingress of solid bodies greater than 1mm (wire) protected against sprays of water up to 60 degrees from the vertical (rain)
	protected against ingress of solid bodies greater than 1mm (wire) protected against water splashed from all directions
	protected against limited ingress of dust (wet rooms/covered outdoor areas) protected against water splashed from all directions
	protected against ingress of dust protected against jets of water
	protected against ingress of dust protected against powerful jets of water or heavy seas
	protected against ingress of dust protected against immersion of water between 15cm - 1m for 30 minutes
	protected against ingress of dust protected against immersion of water under pressure for long periods

### IK RATING

	protected against 0.14 joules impact (equivalent to 0.25kg mass dropped from 56mm above the surface)
	protected against 0.2 joules impact (equivalent to 0.25kg mass dropped from 80mm above the surface)
	protected against 0.35 joules impact (equivalent to 0.25kg mass dropped from 140mm above the surface)
	protected against 0.5 joules impact (equivalent to 0.25kg mass dropped from 200mm above the surface)
	protected against 0.7 joules impact (equivalent to 0.25kg mass dropped from 280mm above the surface)
	protected against 1 joules impact (equivalent to 0.25kg mass dropped from 400mm above the surface)
	protected against 2 joules impact (equivalent to 0.5kg mass dropped from 400mm above the surface)
	protected against 5 joules impact (equivalent to 1.7kg mass dropped from 300mm above the surface)
	protected against 10 joules impact (equivalent to 5.0kg mass dropped from 200mm above the surface)
	protected against 20 joules impact (equivalent to 5.0kg mass dropped from 400mm above the surface)