

PROJECT	
TYPE	
NOTES	
QUANTITY	
DATE	

A300076-

DESCRIPTION

Super-G Slim 800/90° - Suspension - Direct / Indirect - 19.8W LED (Zhaga Standard) - 3000K / 3500K / 4000K

GENERAL

Series: Super-G
Subseries: Super-G Slim 65
Brand: Prolicht
Division: Architectural
Mounting Type: Suspension
Mounting Location: Ceiling
Subcategory: Profile

PHYSICAL

Shape: Curves
Length (mm): 565
Length (in): 22 1/4
Width (mm): 65
Width (in): 2 5/16
Height (mm): 90
Height (in): 3 9/16
Light Distribution: Direct / Indirect
Weight (kg): 2.069
Weight (lbs): 4.56
Diffuser: PMMA - Opal or Micro-Prism
Fixture Finish: SSR / BKV / CWI / CRY / HAB / LAG / UFT / ITA / RUA / RUR / MIC / FTG / MYG / TWT / LOD / PUS / FRO / FUP / KIA / POP / BLS / SPG / MEY / GOH / GUM / CHC / COM / ABZ / JAG / OBR / MOS / ROR
Fixture Material: Extruded Aluminum

ELECTRICAL

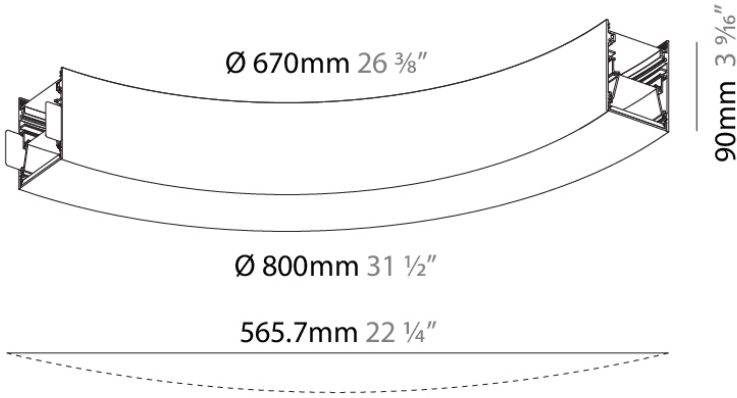
Input Wattage Range: 10 - 19 W
Lamp Type: LED (Zhaga Standard)
Input Wattage (W): 19.8
Total Output Wattage (W): 13.2 / 6.66
Dimming: Tri-Mode (Non-Dimming and Phase Dimming (120Vac only) and 0-10V Dimming)
Driver Included: Yes
Driver Location: Integrated
Driver Type: Constant Current - Universal
Driver Class: Class 2
Input Voltage (V): 120 - 277
Constant Current (mA): 350

LED

Delivered Lumen Range: 2000 - 3999 lm
Color Temperature (°K): 3000 / 3500 / 4000
Max. Delivered Lumen (lm): 1470 / 1500 / 1530 - Dir. / 990 / 1008 / 1030 - Ind.
Nominal Lumen (lm): 2880 / 2940 / 3000
CRI: >90 CRI
Lamp Life (hrs): 50000

RATINGS AND CERTIFICATIONS

Certified By: Certified for North American Standards
IP rating: IP20



PROJECT	
TYPE	
NOTES	
QUANTITY	
DATE	

A300077-

DESCRIPTION

Super-G Slim 1550/45° - Suspension - Direct / Indirect - 20W LED (Zhaga Standard) - 3000K / 3500K / 4000K

GENERAL

Series: Super-G
Subseries: Super-G Slim 65
Brand: Prolicht
Division: Architectural
Mounting Type: Suspension
Mounting Location: Ceiling
Subcategory: Profile

PHYSICAL

Shape: Curves
Length (mm): 593
Length (in): 23 3⁄8
Width (mm): 65
Width (in): 2 9⁄16
Height (mm): 90
Height (in): 3 9⁄16
Light Distribution: Direct / Indirect
Weight (kg): 2.085
Weight (lbs): 4.6
Diffuser: PMMA - Opal or Micro-Prism
Fixture Finish: SSR / BKV / CWI / CRY / HAB / LAG / UFT / ITA / RUA / RUR / MIC / FTG / MYG / TWT / LOD / PUS / FRO / FUP / KIA / POP / BLS / SPG / MEY / GOH / GUM / CHC / COM / ABZ / JAG / OBR / MOS / ROR
Fixture Material: Extruded Aluminum

ELECTRICAL

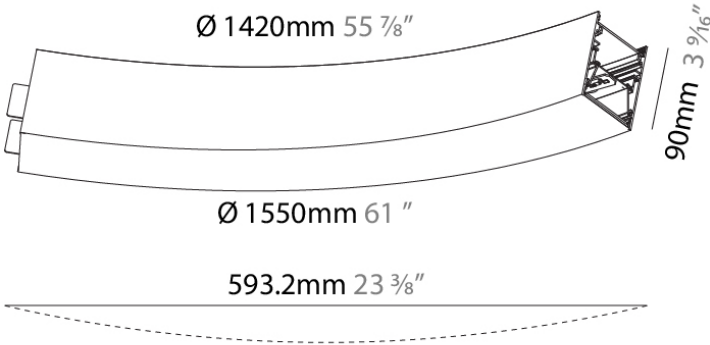
Input Wattage Range: 20 - 29 W
Lamp Type: LED (Zhaga Standard)
Input Wattage (W): 19.8
Total Output Wattage (W): 13.2 / 6.66
Dimming: Tri-Mode (Non-Dimming and Phase Dimming (120Vac only) and 0-10V Dimming)
Driver Included: Yes
Driver Location: Integrated
Driver Type: Constant Current - Universal
Driver Class: Class 2
Input Voltage (V): 120 - 277
Constant Current (mA): 350

LED

Delivered Lumen Range: 2000 - 2999 lm
Color Temperature (°K): 3000 / 3500 / 4000
Max. Delivered Lumen (lm): 1360 / 1392 / 1420 - Dir / 1080 / 1097 / 1120 Ind
Nominal Lumen (lm): 2880 / 2940 / 3000
CRI: >90 CRI
Lamp Life (hrs): 50000

RATINGS AND CERTIFICATIONS

Certified By: Certified for North American Standards
IP rating: IP20



PROJECT	
TYPE	
NOTES	
QUANTITY	
DATE	

A300078-

DESCRIPTION

Super-G Slim 1550mm/90° - Suspension - Direct / Indirect - 39.6W LED (Zhaga Standard) - 3000K / 3500K / 4000K

GENERAL

Series: Super-G
Subseries: Super-G Slim 65
Brand: Prolicht
Division: Architectural
Mounting Type: Suspension
Mounting Location: Ceiling
Subcategory: Profile

PHYSICAL

Shape: Curves
Length (mm): 1096
Length (in): 43
Width (mm): 65
Width (in): 2 9/16
Height (mm): 90
Height (in): 3 9/16
Light Distribution: Direct / Indirect
Weight (kg): 4.157
Weight (lbs): 9.16
Diffuser: PMMA - Opal or Micro-Prism
Fixture Finish: SSR / BKV / CWI / CRY / HAB / LAG / UFT / ITA / RUA / RUR / MIC / FTG / MYG / TWT / LOD / PUS / FRO / FUP / KIA / POP / BLS / SPG / MEY / GOH / GUM / CHC / COM / ABZ / JAG / OBR / MOS / ROR
Fixture Material: Extruded Aluminum

ELECTRICAL

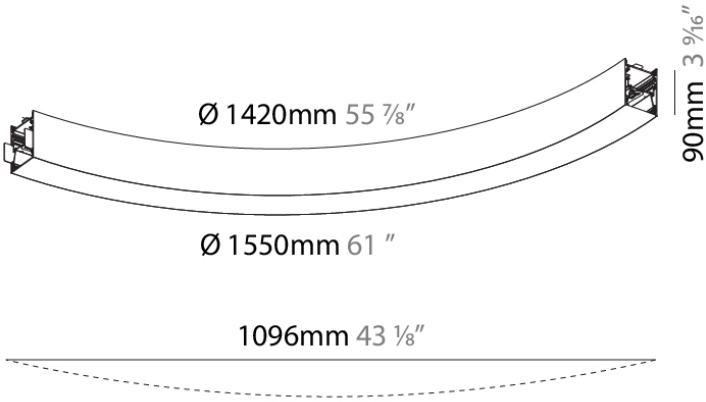
Input Wattage Range: 30 - 49 W
Lamp Type: LED (Zhaga Standard)
Input Wattage (W): 39.6
Total Output Wattage (W): 26.4 / 13.2
Dimming: Tri-Mode (Non-Dimming and Phase Dimming (120Vac only) and 0-10V Dimming)
Driver Included: Yes
Driver Location: Integrated
Driver Type: Constant Current - Universal
Driver Class: Class 2
Input Voltage (V): 120 - 277
Constant Current (MA): 350

LED

Delivered Lumen Range: 5000 - 9999 lm
Color Temperature (°K): 3000 / 3500 / 4000
Max. Delivered Lumen (lm): 2940 / 2999 / 3060 - Dir / 1980 / 2019 / 2060 - Ind
Nominal Lumen (lm): 5760 / 5880 / 6000
CRI: >90 CRI
Efficiency (%): 88.4
Lamp Life (hrs): 50000

RATINGS AND CERTIFICATIONS

Certified By: Certified for North American Standards
IP rating: IP20



PROJECT	
TYPE	
NOTES	
QUANTITY	
DATE	

A300079-

DESCRIPTION

Super-G Slim 3000/45° - Suspension - Direct / Indirect - 39.6W LED (Zhaga Standard) - 3000K / 3500K / 4000K

GENERAL

Series: Super-G
Subseries: Super-G Slim 65
Brand: Prolicht
Division: Architectural
Mounting Type: Suspension
Mounting Location: Ceiling
Subcategory: Profile

PHYSICAL

Shape: Curves
Length (mm): 1148
Length (in): 45 3⁄16
Width (mm): 65
Width (in): 2 9⁄16
Height (mm): 90
Height (in): 3 9⁄16
Light Distribution: Direct / Indirect
Weight (kg): 4.241
Weight (lbs): 9.35
Diffuser: PMMA - Opal or Micro-Prism
Fixture Finish: SSR / BKV / CWI / CRY / HAB / LAG / UFT / ITA / RUA / RUR / MIC / FTG / MYG / TWT / LOD / PUS / FRO / FUP / KIA / POP / BLS / SPG / MEY / GOH / GUM / CHC / COM / ABZ / JAG / OBR / MOS / ROR
Fixture Material: Extruded Aluminum

ELECTRICAL

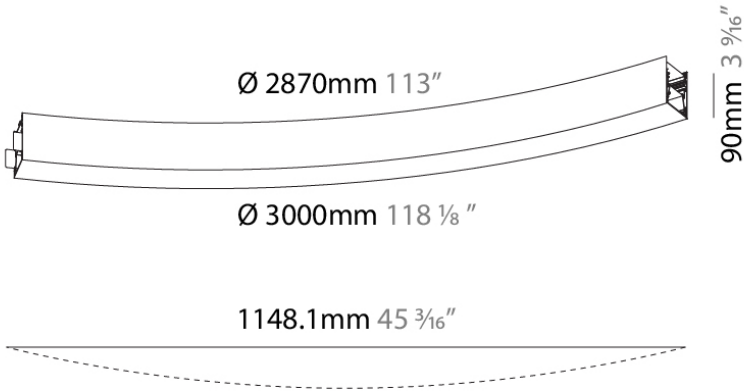

Input Wattage Range: 30 - 49 W
Lamp Type: LED (Zhaga Standard)
Input Wattage (W): 39.6
Total Output Wattage (W): 26.4 / 13.2
Dimming: Tri-Mode (Non-Dimming and Phase Dimming (120Vac only) and 0-10V Dimming)
Driver Included: Yes
Driver Location: Integrated
Driver Type: Constant Current - Universal
Driver Class: Class 2
Input Voltage (V): 120 - 277
Constant Current (mA): 350

LED

Delivered Lumen Range: 5000 - 9999 lm
Color Temperature (°K): 3000 / 3500 / 4000
Max. Delivered Lumen (lm): 2720 / 2783 / 2840 - Dir / 2150 / 2195 / 2240 - Ind
Nominal Lumen (lm): 5760 / 5880 / 6000
CRI: >90 CRI
Lamp Life (hrs): 50000

RATINGS AND CERTIFICATIONS

Certified By: Certified for North American Standards
IP rating: IP20



PROJECT	
TYPE	
NOTES	
QUANTITY	
DATE	

A300080-

DESCRIPTION

Super-G Slim 3000/90° - Suspension - Direct / Indirect - 79.2W LED (Zhaga Standard) - 3000K / 3500K / 4000K

GENERAL

Series: Super-G
Subseries: Super-G Slim 65
Brand: Prolicht
Division: Architectural
Mounting Type: Suspension
Mounting Location: Ceiling
Subcategory: Profile

PHYSICAL

Shape: Curves
Length (mm): 2121
Length (in): 83 ½
Width (mm): 65
Width (in): 2 ⅝
Height (mm): 90
Height (in): 3 ⅝
Light Distribution: Direct / Indirect
Weight (kg): 7.69
Weight (lbs): 16.95
Diffuser: PMMA - Opal or Micro-Prism
Fixture Finish: SSR / BKV / CWI / CRY / HAB / LAG / UFT / ITA / RUA / RUR / MIC / FTG / MYG / TWT / LOD / PUS / FRO / FUP / KIA / POP / BLS / SPG / MEY / GOH / GUM / CHC / COM / ABZ / JAG / OBR / MOS / ROR
Fixture Material: Extruded Aluminum

ELECTRICAL

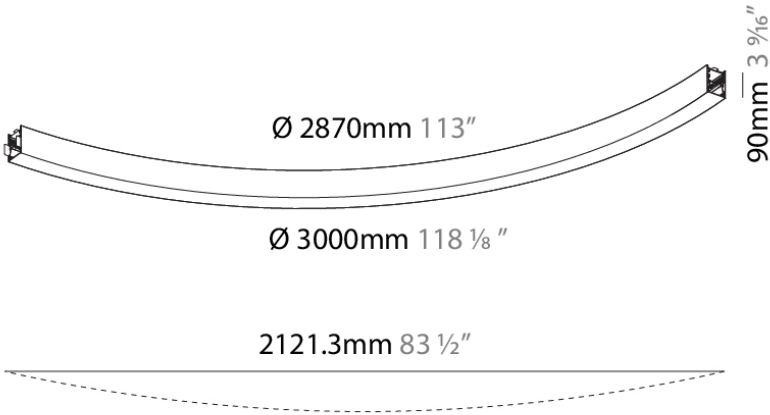
Input Wattage Range: 80 - 99 W
Lamp Type: LED (Zhaga Standard)
Input Wattage (W): 79.2
Total Output Wattage (W): 52.8 / 26.4
Dimming: Tri-Mode (Non-Dimming and Phase Dimming (120Vac only) and 0-10V Dimming)
Driver Included: Yes
Driver Location: Integrated
Driver Type: Constant Current - Universal
Driver Class: Class 2
Input Voltage (V): 120 - 277
Constant Current (MA): 350

LED

Delivered Lumen Range: 5000 - 9999 lm
Color Temperature (°K): 3000 / 3500 / 4000
Max. Delivered Lumen (lm): 5450 / 5557 / 5670 - Dir / 4300 / 4390 / 4480 - Ind
Nominal Lumen (lm): 11520 / 11760 / 12000
CRI: >90 CRI
Lamp Life (hrs): 50000

RATINGS AND CERTIFICATIONS

Certified By: Certified for North American Standards
IP rating: IP20



PROJECT	
TYPE	
NOTES	
QUANTITY	
DATE	

A300081-

DESCRIPTION

Super-G Slim 5200/90° - Suspension - Direct / Indirect - 73.3W LED (Zhaga Standard) - 3000K / 3500K / 4000K

GENERAL

Series: Super-G
Subseries: Super-G Slim 65
Brand: Prolicht
Division: Architectural
Mounting Type: Suspension
Mounting Location: Ceiling
Subcategory: Profile

PHYSICAL

Shape: Curves
Length (mm): 1990
Length (in): 78 3⁄8
Width (mm): 65
Width (in): 2 5⁄16
Height (mm): 90
Height (in): 3 9⁄16
Light Distribution: Direct / Indirect
Weight (kg): 6.81
Weight (lbs): 6.81
Diffuser: PMMA - Opal or Micro-Prism
Fixture Finish: SSR / BKV / CWI / CRY / HAB / LAG / UFT / ITA / RUA / RUR / MIC / FTG / MYG / TWT / LOD / PUS / FRO / FUP / KIA / POP / BLS / SPG / MEY / GOH / GUM / CHC / COM / ABZ / JAG / OBR / MOS / ROR
Fixture Material: Extruded Aluminum

ELECTRICAL

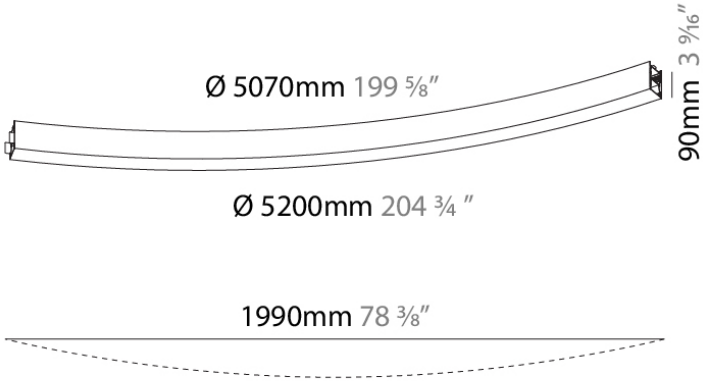

Input Wattage Range: 50 - 79 W
Lamp Type: LED (Zhaga Standard)
Input Wattage (W): 72.6
Total Output Wattage (W): 46.2 / 26.4
Dimming: Tri-Mode (Non-Dimming and Phase Dimming (120Vac only) and 0-10V Dimming)
Driver Included: Yes
Driver Location: Integrated
Driver Type: Constant Current - Universal
Driver Class: Class 2
Input Voltage (V): 120 - 277
Constant Current (MA): 350

LED

Delivered Lumen Range: 5000 - 9999 lm
Color Temperature (°K): 3000 / 3500 / 4000
Max. Delivered Lumen (lm): 5150 / 5253 / 5360 - Dir / 3860 / 3949 / 4000
Nominal Lumen (lm): 10560 / 10780 / 11000
CRI: >90 CRI
Lamp Life (hrs): 50000

RATINGS AND CERTIFICATIONS

Certified By: Certified for North American Standards
IP rating: IP20



PROJECT	
TYPE	
NOTES	
QUANTITY	
DATE	

A300082-

DESCRIPTION

Super-G Slim 860 - Suspension - 19.8W LED (Zhaga Standard) - 3000K / 3500K / 4000K

GENERAL

Series: Super-G
Subseries: Super-G Slim 65
Brand: Prolicht
Division: Architectural
Mounting Type: Suspension
Mounting Location: Ceiling
Subcategory: Profile

PHYSICAL

Shape: Rectangle
Length (mm): 860
Length (in): 33 7/8
Width (mm): 65
Width (in): 2 9/16
Height (mm): 90
Height (in): 3 9/16
Light Distribution: Direct
Weight (kg): 3.409
Weight (lbs): 7.52
Diffuser: PMMA - Opal or Micro-Prism
Fixture Finish: SSR / BKV / CWI / CRY / HAB / LAG / UFT / ITA / RUA / RUR / MIC / FTG / MYG / TWT / LOD / PUS / FRO / FUP / KIA / POP / BLS / SPG / MEY / GOH / GUM / CHC / COM / ABZ / JAG / OBR / MOS / ROR
Fixture Material: Extruded Aluminum

ELECTRICAL

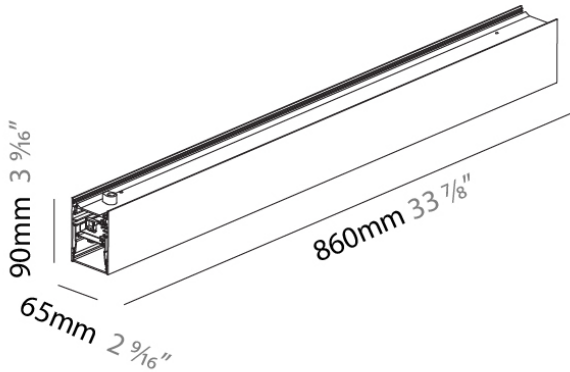

Input Wattage Range: 20 - 29 W
Lamp Type: LED (Zhaga Standard)
Input Wattage (W): 19.8
Total Output Wattage (W): 18
Dimming: Tri-Mode (Non-Dimming and Phase Dimming (120Vac only) and 0-10V Dimming)
Driver Included: Yes
Driver Location: Integrated
Driver Type: Constant Current - Universal
Driver Class: Class 2
Input Voltage (V): 120 - 277
Constant Current (mA): 350

LED

Delivered Lumen Range: 2000 - 2999 lm
Color Temperature (°K): 3000 / 3500 / 4000
Max. Delivered Lumen (lm): 2210 / 2254 / 2300
Nominal Lumen (lm): 2880 / 2940 / 3000
CRI: >90 CRI
Lamp Life (hrs): 50000

RATINGS AND CERTIFICATIONS

Certified By: Certified for North American Standards
IP rating: IP20



PROJECT	
TYPE	
NOTES	
QUANTITY	
DATE	

A300083-

DESCRIPTION

Super-G Slim 860 - Suspension - Direct / Indirect - 29.7W LED (Zhaga Standard) - 3000K / 3500K / 4000K

GENERAL

Series: Super-G
Subseries: Super-G Slim 65
Brand: Prolicht
Division: Architectural
Mounting Type: Suspension
Mounting Location: Ceiling
Subcategory: Profile

PHYSICAL

Shape: Rectangle
Length (mm): 860
Length (in): 33 7/8
Width (mm): 65
Width (in): 2 9/16
Height (mm): 90
Height (in): 3 9/16
Light Distribution: Direct / Indirect
Weight (kg): 3.081
Weight (lbs): 6.79
Diffuser: PMMA - Opal or Micro-Prism
Fixture Finish: SSR / BKV / CWI / CRY / HAB / LAG / UFT / ITA / RUA / RUR / MIC / FTG / MYG / TWT / LOD / PUS / FRO / FUP / KIA / POP / BLS / SPG / MEY / GOH / GUM / CHC / COM / ABZ / JAG / OBR / MOS / ROR
Fixture Material: Extruded Aluminum

ELECTRICAL

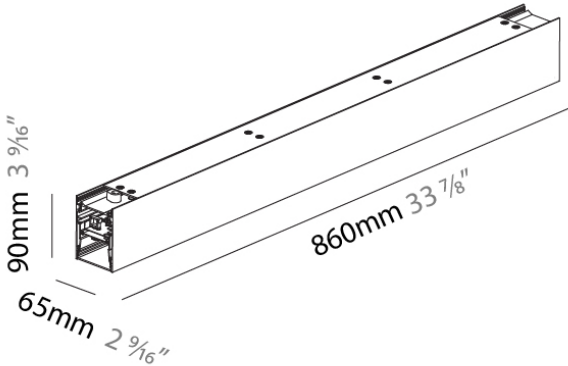
Input Wattage Range: 30 - 49 W
Lamp Type: LED (Zhaga Standard)
Input Wattage (W): 29.7
Total Output Wattage (W): 19.8 / 9.9
Dimming: Tri-Mode (Non-Dimming and Phase Dimming (120Vac only) and 0-10V Dimming)
Driver Included: Yes
Driver Location: Integrated
Driver Type: Constant Current - Universal
Driver Class: Class 2
Input Voltage (V): 120 - 277
Constant Current (MA): 350

LED

Delivered Lumen Range: 2000 - 3999 lm
Color Temperature (°K): 3000 / 3500 / 4000
Max. Delivered Lumen (lm): 2210 / 2254 / 2300 - Dir / 1480 / 1509 / 1540 - Ind
Nominal Lumen (lm): 4320 / 4410 / 4500
CRI: >90 CRI
Efficiency (%): 88.4%
Lamp Life (hrs): 50000

RATINGS AND CERTIFICATIONS

Certified By: Certified for North American Standards
IP rating: IP20



PROJECT	
TYPE	
NOTES	
QUANTITY	
DATE	

A300084-

DESCRIPTION

Super-G Slim 1140mm - Suspension - Direct / Indirect - 39.6W LED (Zhaga Standard) - 3000K / 3500K / 4000K

GENERAL

Series: Super-G
Subseries: Super-G Slim 65
Brand: Prolicht
Division: Architectural
Mounting Type: Suspension
Mounting Location: Ceiling
Subcategory: Profile

PHYSICAL

Shape: Rectangle
Length (mm): 1140
Length (in): 44 7/8
Width (mm): 65
Width (in): 2 9/16
Height (mm): 90
Height (in): 3 9/16
Light Distribution: Direct / Indirect
Weight (kg): 4.256
Weight (lbs): 9.38
Diffuser: PMMA - Opal or Micro-Prism
Fixture Finish: SSR / BKV / CWI / CRY / HAB / LAG / UFT / ITA / RUA / RUR / MIC / FTG / MYG / TWT / LOD / PUS / FRO / FUP / KIA / POP / BLS / SPG / MEY / GOH / GUM / CHC / COM / ABZ / JAG / OBR / MOS / ROR
Fixture Material: Extruded Aluminum

ELECTRICAL

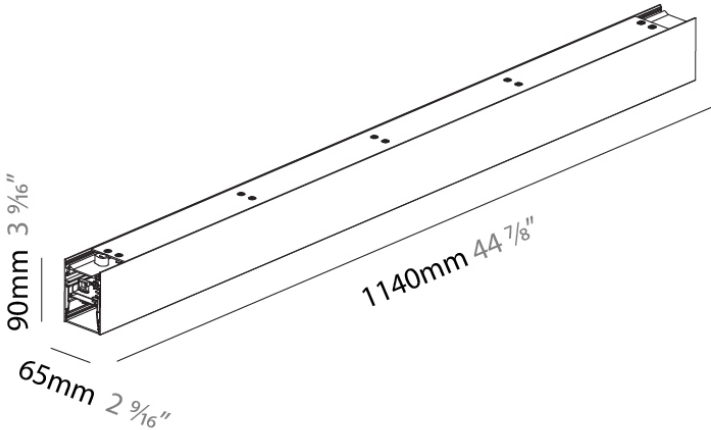

Input Wattage Range: 30 - 49 W
Lamp Type: LED (Zhaga Standard)
Input Wattage (W): 39.6
Total Output Wattage (W): 26.4 / 13.2
Dimming: Tri-Mode (Non-Dimming and Phase Dimming (120Vac only) and 0-10V Dimming)
Driver Included: Yes
Driver Location: Integrated
Driver Type: Constant Current - Universal
Driver Class: Class 2
Input Voltage (V): 120 - 277
Constant Current (mA): 350

LED

Delivered Lumen Range: 5000 - 9999 lm
Color Temperature (°K): 3000 / 3500 / 4000
Max. Delivered Lumen (lm): 2940 / 2999 / 3060 - Dir / 1980 / 2019 / 2060 - Ind
Nominal Lumen (lm): 5760 / 5880 / 6000
CRI: >90 CRI
Efficiency (%): 88.4%
Lamp Life (hrs): 50000

RATINGS AND CERTIFICATIONS

Certified By: Certified for North American Standards
IP rating: IP20



PROJECT
TYPE
NOTES
QUANTITY
DATE

A300085-

DESCRIPTION

Super-G Slim 1420 - Suspension - 33W LED (Zhaga Standard) - 3000K / 3500K / 4000K

GENERAL

Series: Super-G
Subseries: Super-G Slim 65
Brand: Prolicht
Division: Architectural
Mounting Type: Suspension
Mounting Location: Ceiling
Subcategory: Profile

PHYSICAL

Shape: Rectangle
Length (mm): 1420
Length (in): 55 7/8
Width (mm): 65
Width (in): 2 9/16
Height (mm): 90
Height (in): 3 9/16
Light Distribution: Direct
Weight (kg): 4.206
Weight (lbs): 9.27
Diffuser: PMMA - Opal or Micro-Prism
Fixture Finish: SSR / BKV / CWI / CRY / HAB / LAG / UFT / ITA / RUA / RUR / MIC / FTG / MYG / TWT / LOD / PUS / FRO / FUP / KIA / POP / BLS / SPG / MEY / GOH / GUM / CHC / COM / ABZ / JAG / OBR / MOS / ROR
Fixture Material: Extruded Aluminum

ELECTRICAL

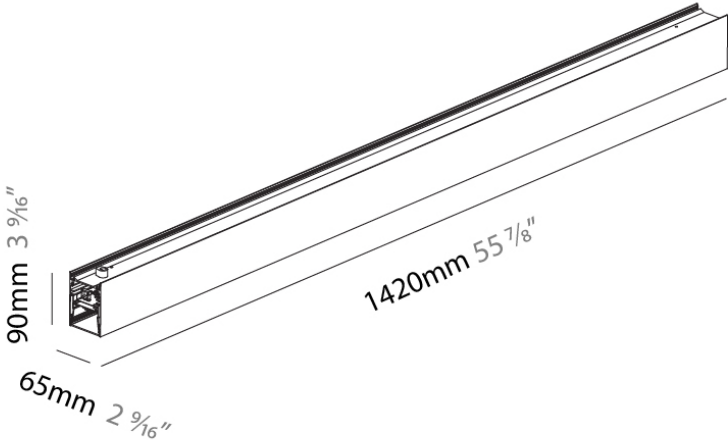

Input Wattage Range: 30 - 49 W
Lamp Type: LED (Zhaga Standard)
Input Wattage (W): 33
Total Output Wattage (W): 29.7
Dimming: Tri-Mode (Non-Dimming and Phase Dimming (120Vac only) and 0-10V Dimming)
Driver Included: Yes
Driver Location: Integrated
Driver Type: Constant Current - Universal
Driver Class: Class 2
Input Voltage (V): 120 - 277
Constant Current (mA): 350

LED

Delivered Lumen Range: 3000 - 4999 lm
Color Temperature (°K): 3000 / 3500 / 4000
Max. Delivered Lumen (lm): 3680 / 3754 / 3830
Nominal Lumen (lm): 4800 / 4900 / 5000
CRI: >90 CRI
Lamp Life (hrs): 50000

RATINGS AND CERTIFICATIONS

Certified By: Certified for North American Standards
IP rating: IP20



PROJECT	
TYPE	
NOTES	
QUANTITY	
DATE	

A300086-

DESCRIPTION

Super-G Slim 1420mm - Suspension - Direct / Indirect - 49.5W LED (Zhaga Standard) - 3000K / 3500K / 4000K

GENERAL

Series: Super-G
Subseries: Super-G Slim 65
Brand: Prolicht
Division: Architectural
Mounting Type: Suspension
Mounting Location: Ceiling
Subcategory: Profile

PHYSICAL

Shape: Rectangle
Length (mm): 1420
Length (in): 55 7/8
Width (mm): 65
Width (in): 2 9/16
Height (mm): 90
Height (in): 3 9/16
Light Distribution: Direct / Indirect
Weight (kg): 5.179
Weight (lbs): 11.42
Diffuser: PMMA - Opal or Micro-Prism
Fixture Finish: SSR / BKV / CWI / CRY / HAB / LAG / UFT / ITA / RUA / RUR / MIC / FTG / MYG / TWT / LOD / PUS / FRO / FUP / KIA / POP / BLS / SPG / MEY / GOH / GUM / CHC / COM / ABZ / JAG / OBR / MOS / ROR
Fixture Material: Extruded Aluminum

ELECTRICAL

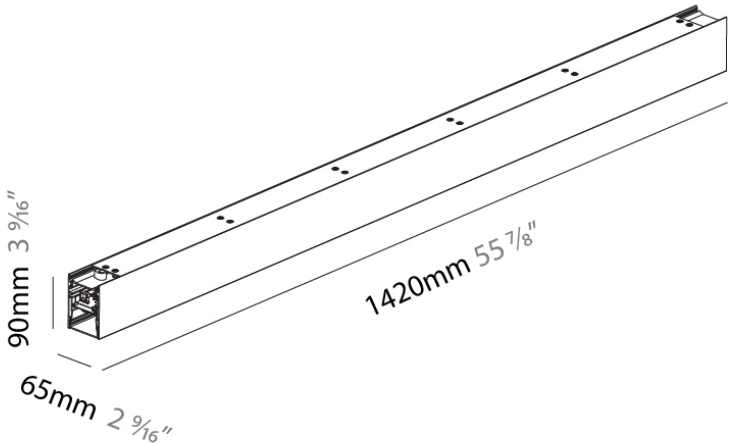

Input Wattage Range: 50 - 79 W
Lamp Type: LED (Zhaga Standard)
Input Wattage (W): 49.5
Total Output Wattage (W): 29.7 / 14.85
Dimming: Tri-Mode (Non-Dimming and Phase Dimming (120Vac only) and 0-10V Dimming)
Driver Included: Yes
Driver Location: Integrated
Driver Type: Constant Current - Universal
Driver Class: Class 2
Input Voltage (V): 120 - 277
Constant Current (mA): 350

LED

Delivered Lumen Range: 5000 - 9999 lm
Color Temperature (°K): 3000 / 3500 / 4000
Max. Delivered Lumen (lm): 3680 / 3754 / 3830 - Dir / 2460 / 2518 / 2560 - Ind
Nominal Lumen (lm): 7200 / 7350 / 7500
CRI: >90 CRI
Efficiency (%): 88.4%
Lamp Life (hrs): 50000

RATINGS AND CERTIFICATIONS

Certified By: Certified for North American Standards
IP rating: IP20



PROJECT
TYPE
NOTES
QUANTITY
DATE

A300087-

DESCRIPTION

Super-G Slim 1720 - Suspension - 39.6W LED (Zhaga Standard) - 3000K / 3500K / 4000K

GENERAL

Series: Super-G
Subseries: Super-G Slim 65
Brand: Prolicht
Division: Architectural
Mounting Type: Suspension
Mounting Location: Ceiling
Subcategory: Profile

PHYSICAL

Shape: Rectangle
Length (mm): 1720
Length (in): 67 11⁄16
Width (mm): 65
Width (in): 2 9⁄16
Height (mm): 90
Height (in): 3 9⁄16
Light Distribution: Direct
Weight (kg): 5.041
Weight (lbs): 11.11
Diffuser: PMMA - Opal or Micro-Prism
Fixture Finish: SSR / BKV / CWI / CRY / HAB / LAG / UFT / ITA / RUA / RUR / MIC / FTG / MYG / TWT / LOD / PUS / FRO / FUP / KIA / POP / BLS / SPG / MEY / GOH / GUM / CHC / COM / ABZ / JAG / OBR / MOS / ROR
Fixture Material: Extruded Aluminum

ELECTRICAL

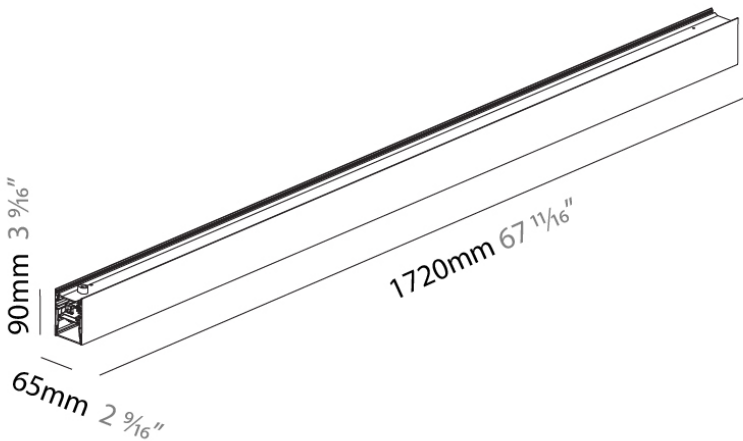

Input Wattage Range: 30 - 49 W
Lamp Type: LED (Zhaga Standard)
Input Wattage (W): 39.6
Total Output Wattage (W): 35.6
Dimming: Tri-Mode (Non-Dimming and Phase Dimming (120Vac only) and 0-10V Dimming)
Driver Included: Yes
Driver Location: Integrated
Driver Type: Constant Current - Universal
Driver Class: Class 2
Input Voltage (V): 120 - 277
Constant Current (mA): 350

LED

Delivered Lumen Range: 3000 - 4999 lm
Color Temperature (°K): 3000 / 3500 / 4000
Max. Delivered Lumen (lm): 4100 / 4322 / 4600
Nominal Lumen (lm): 5760 / 5880 / 6000
CRI: >90 CRI
Lamp Life (hrs): 50000

RATINGS AND CERTIFICATIONS

Certified By: Certified for North American Standards
IP rating: IP20



PROJECT	
TYPE	
NOTES	
QUANTITY	
DATE	

A300088-

DESCRIPTION

Super-G Slim 1720mm - Suspension - Direct / Indirect - 59.4W LED (Zhaga Standard) - 3000K / 3500K / 4000K

GENERAL

Series: Super-G
Subseries: Super-G Slim 65
Brand: Prolicht
Division: Architectural
Mounting Type: Suspension
Mounting Location: Ceiling
Subcategory: Profile

PHYSICAL

Shape: Rectangle
Length (mm): 1720
Length (in): 67 11⁄16
Width (mm): 65
Width (in): 2 9⁄16
Height (mm): 90
Height (in): 3 9⁄16
Light Distribution: Direct / Indirect
Weight (kg): 6.176
Weight (lbs): 13.62
Diffuser: PMMA - Opal or Micro-Prism
Fixture Finish: SSR / BKV / CWI / CRY / HAB / LAG / UFT / ITA / RUA / RUR / MIC / FTG / MYG / TWT / LOD / PUS / FRO / FUP / KIA / POP / BLS / SPG / MEY / GOH / GUM / CHC / COM / ABZ / JAG / OBR / MOS / ROR
Fixture Material: Extruded Aluminum

ELECTRICAL

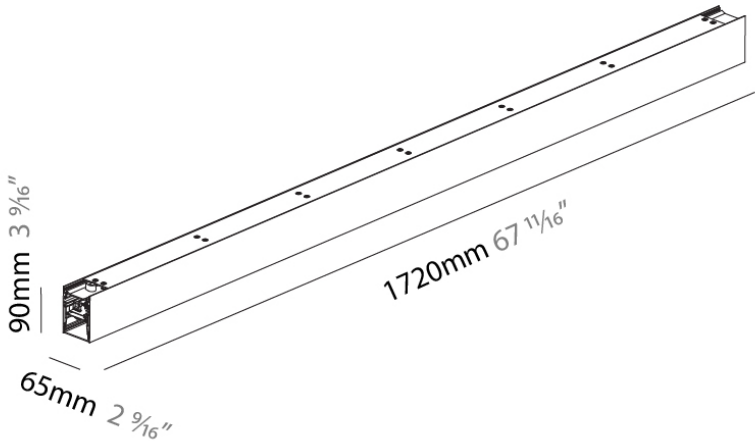
Input Wattage Range: 50 - 79 W
Lamp Type: LED (Zhaga Standard)
Input Wattage (W): 59.4
Total Output Wattage (W): 35.6 / 17.86
Dimming: Tri-Mode (Non-Dimming and Phase Dimming (120Vac only) and 0-10V Dimming)
Driver Included: Yes
Driver Location: Integrated
Driver Type: Constant Current - Universal
Driver Class: Class 2
Input Voltage (V): 120 - 277
Constant Current (mA): 350

LED

Delivered Lumen Range: 5000 - 9999 lm
Color Temperature (°K): 3000 / 3500 / 4000
Max. Delivered Lumen (lm): 4100 / 4322 / 4600 - Dir / 3270 / 3204 / 3080 - Ind
Nominal Lumen (lm): 8640 / 8820 / 9000
CRI: >90 CRI
Efficiency (%): 88.4%
Lamp Life (hrs): 50000

RATINGS AND CERTIFICATIONS

Certified By: Certified for North American Standards
IP rating: IP20



PROJECT	
TYPE	
NOTES	
QUANTITY	
DATE	

A300089-

DESCRIPTION

Super-G Slim 2000 - Suspension - Direct / Indirect - 73.3W LED (Zhaga Standard) - 3000K / 3500K / 4000K

GENERAL

Series: Super-G
Subseries: Super-G Slim 65
Brand: Prolicht
Division: Architectural
Mounting Type: Suspension
Mounting Location: Ceiling
Subcategory: Profile

PHYSICAL

Shape: Rectangle
Length (mm): 2000
Length (in): 78 3/4
Width (mm): 65
Width (in): 2 9/16
Height (mm): 90
Height (in): 3 9/16
Light Distribution: Direct / Indirect
Weight (kg): 6.81
Weight (lbs): 15
Diffuser: PMMA - Opal or Micro-Prism
Fixture Finish: SSR / BKV / CWI / CRY / HAB / LAG / UFT / ITA / RUA / RUR / MIC / FTG / MYG / TWT / LOD / PUS / FRO / FUP / KIA / POP / BLS / SPG / MEY / GOH / GUM / CHC / COM / ABZ / JAG / OBR / MOS / ROR
Fixture Material: Extruded Aluminum

ELECTRICAL

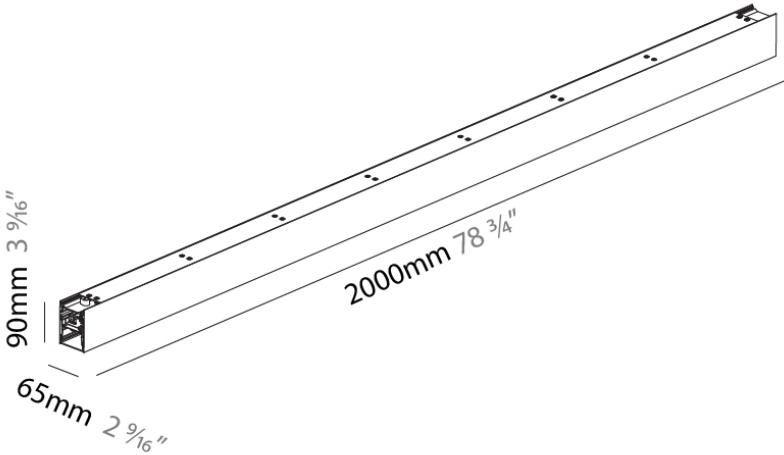
Input Wattage Range: 50 - 79 W
Lamp Type: LED (Zhaga Standard)
Input Wattage (W): 72.6
Total Output Wattage (W): 41.58 / 23.76
Dimming: Tri-Mode (Non-Dimming and Phase Dimming (120Vac only) and 0-10V Dimming)
Driver Included: Yes
Driver Location: Integrated
Driver Type: Constant Current - Universal
Driver Class: Class 2
Input Voltage (V): 120 - 277
Constant Current (mA): 350

LED

Delivered Lumen Range: 5000 - 9999 lm
Color Temperature (°K): 3000 / 3500 / 4000
Max. Delivered Lumen (lm): 5150 / 5253 / 5360 - Dir / 3860 / 3949 / 4030 - Ind
Nominal Lumen (lm): 10560 / 10780 / 11000
CRI: >90 CRI
Efficiency (%): 88.4%
Lamp Life (hrs): 50000

RATINGS AND CERTIFICATIONS

Certified By: Certified for North American Standards
IP rating: IP20



PROJECT	
TYPE	
NOTES	
QUANTITY	
DATE	

A30597-

DESCRIPTION

Super-G Slim - Suspension - 1140mm / 44 7/8"- 26.4W LED (Zhaga Standard) - 3000K / 3500K / 4000K

GENERAL

Series: Super-G
Subseries: Super-G Slim 65
Brand: Prolicht
Division: Architectural
Mounting Type: Suspension
Mounting Location: Ceiling
Subcategory: Profile

PHYSICAL

Shape: Rectangle
Length (mm): 1140
Length (in): 44 7/8
Width (mm): 65
Width (in): 2 9/16
Height (mm): 90
Height (in): 3 9/16
Light Distribution: Direct
Weight (kg): 3.387
Weight (lbs): 7.47
Diffuser: PMMA - Opal or Micro-Prism
Fixture Finish: SSR / BKV / CWI / CRY / HAB / LAG / UFT / ITA / RUA / RUR / MIC / FTG / MYG / TWT / LOD / PUS / FRO / FUP / KIA / POP / BLS / SPG / MEY / GOH / GUM / CHC / COM / ABZ / JAG / OBR / MOS / ROR
Fixture Material: Extruded Aluminum

ELECTRICAL

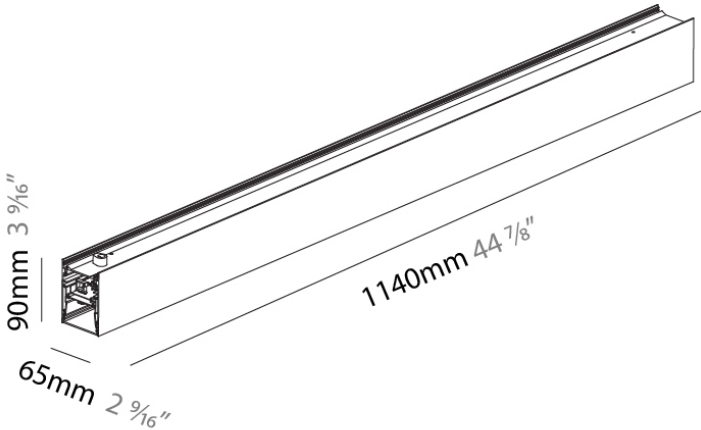

Input Wattage Range: 20 - 29 W
Lamp Type: LED (Zhaga Standard)
Input Wattage (W): 26.4
Total Output Wattage (W): 23.76
Dimming: Tri-Mode (Non-Dimming and Phase Dimming (120Vac only) and 0-10V Dimming)
Driver Included: Yes
Driver Location: Integrated
Driver Type: Constant Current - Universal
Driver Class: Class 2
Input Voltage (V): 120 - 277
Constant Current (mA): 350

LED

Delivered Lumen Range: 2000 - 3999 lm
Color Temperature (°K): 3000 / 3500 / 4000
Max. Delivered Lumen (lm): 2940 / 2999 / 3060
Nominal Lumen (lm): 3840 / 3920 / 4000
CRI: >90 CRI
Efficiency (%): 0.884
Lamp Life (hrs): 50000

RATINGS AND CERTIFICATIONS

Certified By: Certified for North American Standards
IP rating: IP20



PROJECT
TYPE
NOTES
QUANTITY
DATE

A30599-

DESCRIPTION

Super-G Slim 2000 - Suspension - 2000mm / 78 3/4" - 46.2W LED (Zhaga Standard) - 3000K / 3500K / 4000K

GENERAL

Series: Super-G
Subseries: Super-G Slim 65
Brand: Prolicht
Division: Architectural
Mounting Type: Suspension
Mounting Location: Ceiling
Subcategory: Profile

PHYSICAL

Shape: Rectangle
Length (mm): 2000
Length (in): 78 3/4
Width (mm): 65
Width (in): 2 9/16
Height (mm): 90
Height (in): 3 9/16
Light Distribution: Direct
Weight (kg): 5.739
Weight (lbs): 12.65
Diffuser: PMMA - Opal or Micro-Prism
Fixture Finish: SSR / BKV / CWI / CRY / HAB / LAG / UFT / ITA / RUA / RUR / MIC / FTG / MYG / TWT / LOD / PUS / FRO / FUP / KIA / POP / BLS / SPG / MEY / GOH / GUM / CHC / COM / ABZ / JAG / OBR / MOS / ROR
Fixture Material: Extruded Aluminum

ELECTRICAL

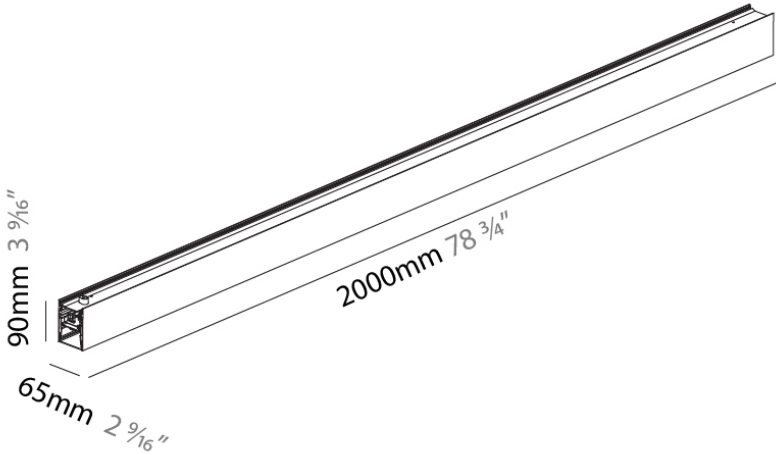
Input Wattage Range: 30 - 49 W
Lamp Type: LED (Zhaga Standard)
Input Wattage (W): 46.2
Total Output Wattage (W): 42
Dimming: Tri-Mode (Non-Dimming and Phase Dimming (120Vac only) and 0-10V Dimming)
Driver Included: Yes
Driver Location: Integrated
Driver Type: Constant Current - Universal
Driver Class: Class 2
Input Voltage (V): 120 - 277
Constant Current (mA): 350

LED

Delivered Lumen Range: 3000 - 4999 lm
Color Temperature (°K): 3000 / 3500 / 4000
Max. Delivered Lumen (lm): 5150 / 5253 / 5360
Nominal Lumen (lm): 6720 / 6990 / 7000
CRI: >90 CRI
Efficiency (%): 0.884
Lamp Life (hrs): 50000

RATINGS AND CERTIFICATIONS

Certified By: Certified for North American Standards
IP rating: IP20



PROJECT	
TYPE	
NOTES	
QUANTITY	
DATE	

A30601-

DESCRIPTION

Super-G Slim 800/45° - Suspension - 7W LED (Zhaga Standard) - 3000K / 3500K / 4000K

GENERAL

Series: Super-G
Subseries: Super-G Slim 65
Brand: Prolicht
Division: Architectural
Mounting Type: Suspension
Mounting Location: Ceiling
Subcategory: Profile

PHYSICAL

Shape: Curves
Length (mm): 306
Length (in): 12 1⁄16
Width (mm): 65
Width (in): 2 9⁄16
Height (mm): 90
Height (in): 3 9⁄16
Light Distribution: Direct
Weight (kg): 0.971
Weight (lbs): 2.14
Diffuser: PMMA - Opal or Micro-Prism
Fixture Finish: SSR / BKV / CWI / CRY / HAB / LAG / UFT / ITA / RUA / RUR / MIC / FTG / MYG / TWT / LOD / PUS / FRO / FUP / KIA / POP / BLS / SPG / MEY / GOH / GUM / CHC / COM / ABZ / JAG / OBR / MOS / ROR
Fixture Material: Extruded Aluminum

ELECTRICAL

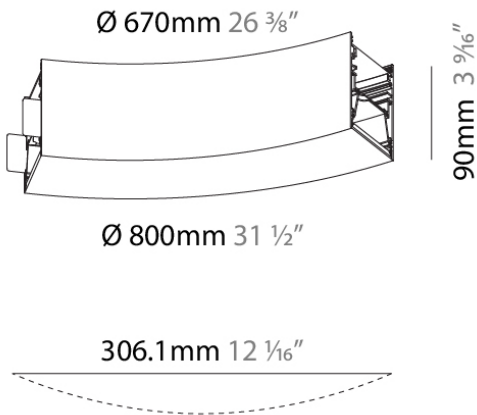
Input Wattage Range: 1 - 9 W
Lamp Type: LED (Zhaga Standard)
Input Wattage (W): 6.6
Total Output Wattage (W): 6
Dimming: Tri-Mode (Non-Dimming and Phase Dimming (120Vac only) and 0-10V Dimming)
Driver Included: Yes
Driver Location: Integrated
Driver Type: Constant Current - Universal
Driver Class: Class 2
Input Voltage (V): 120 - 277
Constant Current (mA): 350

LED

Delivered Lumen Range: 500 - 999 lm
Color Temperature (°K): 3000 / 3500 / 4000
Max. Delivered Lumen (lm): 740 / 755 / 770
Nominal Lumen (lm): 960 / 980 / 1000
CRI: >90 CRI
Efficiency (%): 88.4%
Lamp Life (hrs): 50000

RATINGS AND CERTIFICATIONS

Certified By: Certified for North American Standards
IP rating: IP20



PROJECT	
TYPE	
NOTES	
QUANTITY	
DATE	

A30603-

DESCRIPTION

Super-G Slim 800/90° - Suspension - 13.2W LED (Zhaga Standard) - 3000K / 3500K / 4000K

GENERAL

Series: Super-G
Subseries: Super-G Slim 65
Brand: Prolicht
Division: Architectural
Mounting Type: Suspension
Mounting Location: Ceiling
Subcategory: Profile

PHYSICAL

Shape: Curves
Length (mm): 566
Length (in): 22 9/16
Width (mm): 65
Width (in): 2 9/16
Height (mm): 90
Height (in): 3 9/16
Light Distribution: Direct
Weight (kg): 1.77
Weight (lbs): 3.9
Diffuser: PMMA - Opal or Micro-Prism
Fixture Finish: SSR / BKV / CWI / CRY / HAB / LAG / UFT / ITA / RUA / RUR / MIC / FTG / MYG / TWT / LOD / PUS / FRO / FUP / KIA / POP / BLS / SPG / MEY / GOH / GUM / CHC / COM / ABZ / JAG / OBR / MOS / ROR
Fixture Material: Extruded Aluminum

ELECTRICAL

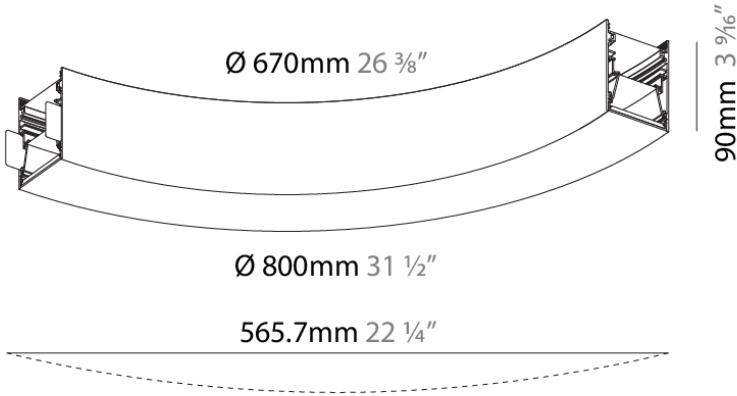
Input Wattage Range: 10 - 19 W
Lamp Type: LED (Zhaga Standard)
Input Wattage (W): 13.2
Total Output Wattage (W): 12
Dimming: Tri-Mode (Non-Dimming and Phase Dimming (120Vac only) and 0-10V Dimming)
Driver Included: Yes
Driver Location: Integrated
Driver Type: Constant Current - Universal
Driver Class: Class 2
Input Voltage (V): 120 - 277
Constant Current (mA): 350

LED

Delivered Lumen Range: 1000 - 1999 lm
Color Temperature (°K): 3000 / 3500 / 4000
Max. Delivered Lumen (lm): 1470 / 1499 / 1530
Nominal Lumen (lm): 1920 / 1960 / 2000
CRI: >90 CRI
Efficiency (%): 88.4%
Lamp Life (hrs): 50000

RATINGS AND CERTIFICATIONS

Certified By: Certified for North American Standards
IP rating: IP20



PROJECT	
TYPE	
NOTES	
QUANTITY	
DATE	

A30605-

DESCRIPTION

Super-G Slim 1550/45° - Suspension - 13.2W LED (Zhaga Standard) - 3000K / 3500K / 4000K

GENERAL

Series: Super-G
Subseries: Super-G Slim 65
Brand: Prolicht
Division: Architectural
Mounting Type: Suspension
Mounting Location: Ceiling
Subcategory: Profile

PHYSICAL

Shape: Curves
Length (mm): 593
Length (in): 23 3⁄8
Width (mm): 65
Width (in): 2 9⁄16
Height (mm): 90
Height (in): 3 9⁄16
Light Distribution: Direct
Weight (kg): 1.782
Weight (lbs): 3.93
Diffuser: PMMA - Opal or Micro-Prism
Fixture Finish: SSR / BKV / CWI / CRY / HAB / LAG / UFT / ITA / RUA / RUR / MIC / FTG / MYG / TWT / LOD / PUS / FRO / FUP / KIA / POP / BLS / SPG / MEY / GOH / GUM / CHC / COM / ABZ / JAG / OBR / MOS / ROR
Fixture Material: Extruded Aluminum

ELECTRICAL

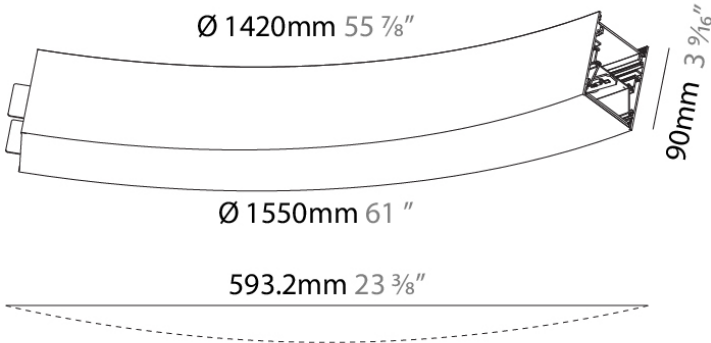

Input Wattage Range: 10 - 19 W
Lamp Type: LED (Zhaga Standard)
Input Wattage (W): 13.2
Total Output Wattage (W): 12
Dimming: Tri-Mode (Non-Dimming and Phase Dimming (120Vac only) and 0-10V Dimming)
Driver Included: Yes
Driver Location: Integrated
Driver Type: Constant Current - Universal
Driver Class: Class 2
Input Voltage (V): 120 - 277
Constant Current (mA): 350

LED

Delivered Lumen Range: 1000 - 1999 lm
Color Temperature (°K): 3000 / 3500 / 4000
Max. Delivered Lumen (lm): 1470 / 1499 / 1530
Nominal Lumen (lm): 1920 / 1960 / 2000
CRI: >90 CRI
Efficiency (%): 88.4%
Lamp Life (hrs): 50000

RATINGS AND CERTIFICATIONS

Certified By: Certified for North American Standards
IP rating: IP20



PROJECT	
TYPE	
NOTES	
QUANTITY	
DATE	

A30607-

DESCRIPTION

Super-G Slim 1550/90° - Suspension - 26.4W LED (Zhaga Standard) - 3000K / 3500K / 4000K

GENERAL

Series: Super-G
Subseries: Super-G Slim 65
Brand: Prolicht
Division: Architectural
Mounting Type: Suspension
Mounting Location: Ceiling
Subcategory: Profile

PHYSICAL

Shape: Curves
Length (mm): 1096
Length (in): 43 1⁄8
Width (mm): 65
Width (in): 2 9⁄16
Height (mm): 90
Height (in): 3 9⁄16
Light Distribution: Direct
Weight (kg): 3.435
Weight (lbs): 7.57
Diffuser: PMMA - Opal or Micro-Prism
Fixture Finish: SSR / BKV / CWI / CRY / HAB / LAG / UFT / ITA / RUA / RUR / MIC / FTG / MYG / TWT / LOD / PUS / FRO / FUP / KIA / POP / BLS / SPG / MEY / GOH / GUM / CHC / COM / ABZ / JAG / OBR / MOS / ROR
Fixture Material: Extruded Aluminum

ELECTRICAL

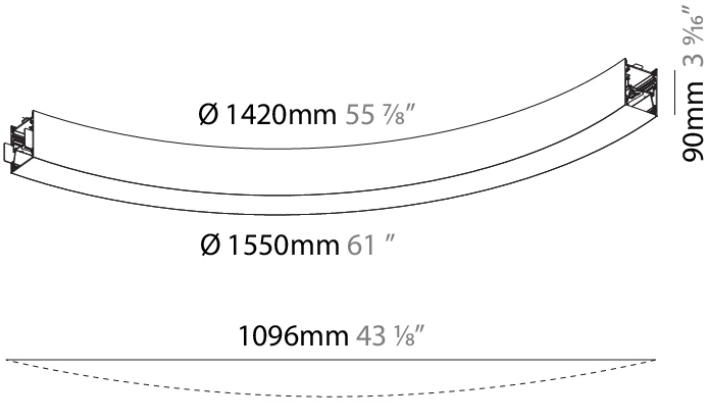
Input Wattage Range: 20 - 29 W
Lamp Type: LED (Zhaga Standard)
Input Wattage (W): 26.4
Total Output Wattage (W): 24
Dimming: Tri-Mode (Non-Dimming and Phase Dimming (120Vac only) and 0-10V Dimming)
Driver Included: Yes
Driver Location: Integrated
Driver Type: Constant Current - Universal
Driver Class: Class 2
Input Voltage (V): 120 - 277
Constant Current (mA): 350

LED

Delivered Lumen Range: 2000 - 3999 lm
Color Temperature (°K): 3000 / 3500 / 4000
Max. Delivered Lumen (lm): 2940 / 2999 / 3060
Nominal Lumen (lm): 3840 / 3920 / 4000
CRI: >90 CRI
Efficiency (%): 0.884
Lamp Life (hrs): 50000

RATINGS AND CERTIFICATIONS

Certified By: Certified for North American Standards
IP rating: IP20



PROJECT	
TYPE	
NOTES	
QUANTITY	
DATE	

A30609-

DESCRIPTION

Super-G Slim 3000/45° - Suspension - 26.4W LED (Zhaga Standard) - 3000K / 3500K / 4000K

GENERAL

Series: Super-G
Subseries: Super-G Slim 65
Brand: Prolicht
Division: Architectural
Mounting Type: Suspension
Mounting Location: Ceiling
Subcategory: Profile

PHYSICAL

Shape: Curves
Length (mm): 1148
Length (in): 45 3⁄16
Width (mm): 65
Width (in): 2 9⁄16
Height (mm): 90
Height (in): 3 9⁄16
Light Distribution: Direct
Weight (kg): 3.397
Weight (lbs): 7.49
Diffuser: PMMA - Opal or Micro-Prism
Fixture Finish: SSR / BKV / CWI / CRY / HAB / LAG / UFT / ITA / RUA / RUR / MIC / FTG / MYG / TWT / LOD / PUS / FRO / FUP / KIA / POP / BLS / SPG / MEY / GOH / GUM / CHC / COM / ABZ / JAG / OBR / MOS / ROR
Fixture Material: Extruded Aluminum

ELECTRICAL

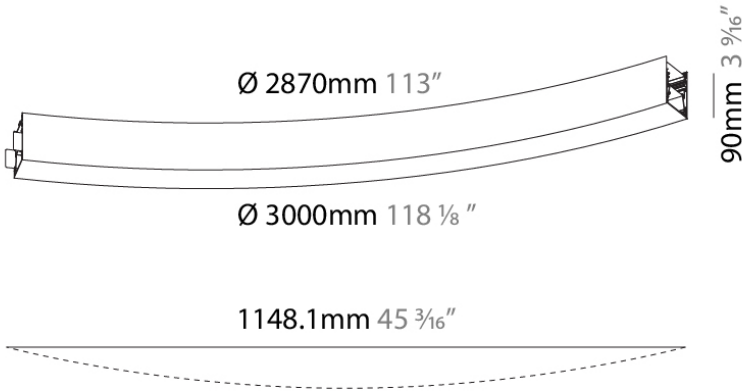

Input Wattage Range: 20 - 29 W
Lamp Type: LED (Zhaga Standard)
Input Wattage (W): 26.4
Total Output Wattage (W): 24
Dimming: Tri-Mode (Non-Dimming and Phase Dimming (120Vac only) and 0-10V Dimming)
Driver Included: Yes
Driver Location: Integrated
Driver Type: Constant Current - Universal
Driver Class: Class 2
Input Voltage (V): 120 - 277
Constant Current (mA): 350

LED

Delivered Lumen Range: 2000 - 2999 lm
Color Temperature (°K): 3000 / 3500 / 4000
Max. Delivered Lumen (lm): 2940 / 2999 / 3060
Nominal Lumen (lm): 3840 / 3920 / 4000
CRI: >90 CRI
Efficiency (%): 0.884
Lamp Life (hrs): 50000

RATINGS AND CERTIFICATIONS

Certified By: Certified for North American Standards
IP rating: IP20



PROJECT
TYPE
NOTES
QUANTITY
DATE

A30611-

DESCRIPTION

Super-G Slim 3000/90° - Suspension - 52.8W LED (Zhaga Standard) - 3000K / 3500K / 4000K

GENERAL

Series: Super-G
Subseries: Super-G Slim 65
Brand: Prolicht
Division: Architectural
Mounting Type: Suspension
Mounting Location: Ceiling
Subcategory: Profile

PHYSICAL

Shape: Curves
Length (mm): 2121
Length (in): 83 ½
Width (mm): 65
Width (in): 2 ⅞
Height (mm): 90
Height (in): 3 ⅞
Light Distribution: Direct
Weight (kg): 6.494
Weight (lbs): 14.32
Diffuser: PMMA - Opal or Micro-Prism
Fixture Finish: SSR / BKV / CWI / CRY / HAB / LAG / UFT / ITA / RUA / RUR / MIC / FTG / MYG / TWT / LOD / PUS / FRO / FUP / KIA / POP / BLS / SPG / MEY / GOH / GUM / CHC / COM / ABZ / JAG / OBR / MOS / ROR
Fixture Material: Extruded Aluminum

ELECTRICAL

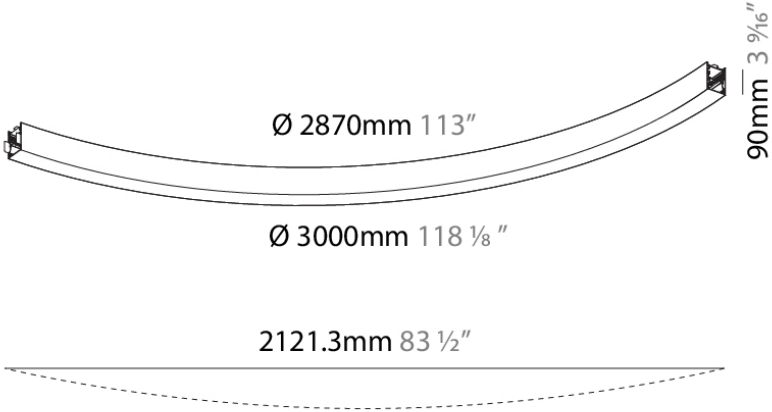
Input Wattage Range: 50 - 79 W
Lamp Type: LED (Zhaga Standard)
Input Wattage (W): 52.8
Total Output Wattage (W): 48
Dimming: Tri-Mode (Non-Dimming and Phase Dimming (120Vac only) and 0-10V Dimming)
Driver Included: Yes
Driver Location: Integrated
Driver Type: Constant Current - Universal
Driver Class: Class 2
Input Voltage (V): 120 - 277
Constant Current (mA): 350

LED

Delivered Lumen Range: 5000 - 9999 lm
Color Temperature (°K): 3000 / 3500 / 4000
Max. Delivered Lumen (lm): 5880 / 6007 / 6130
Nominal Lumen (lm): 7680 / 7840 / 8000
CRI: >90 CRI
Efficiency (%): 0.884
Lamp Life (hrs): 50000

RATINGS AND CERTIFICATIONS

Certified By: Certified for North American Standards
IP rating: IP20



PROJECT	
TYPE	
NOTES	
QUANTITY	
DATE	

A30613-

DESCRIPTION

Super-G Slim 5200/45° - Surface - 46.2W LED (Zhaga Standard) - 3000K / 3500K / 4000K

GENERAL

Series: Super-G
Subseries: Super-G Slim 65
Brand: Prolicht
Division: Architectural
Mounting Type: Suspension
Mounting Location: Ceiling
Subcategory: Profile

PHYSICAL

Shape: Curves
Length (mm): 1990
Length (in): 78 3⁄8
Width (mm): 65
Width (in): 2 9⁄16
Height (mm): 90
Height (in): 3 9⁄16
Light Distribution: Direct
Weight (kg): 5.704
Weight (lbs): 12.58
Diffuser: PMMA - Opal or Micro-Prism
Fixture Finish: SSR / BKV / CWI / CRY / HAB / LAG / UFT / ITA / RUA / RUR / MIC / FTG / MYG / TWT / LOD / PUS / FRO / FUP / KIA / POP / BLS / SPG / MEY / GOH / GUM / CHC / COM / ABZ / JAG / OBR / MOS / ROR
Fixture Material: Extruded Aluminum

ELECTRICAL

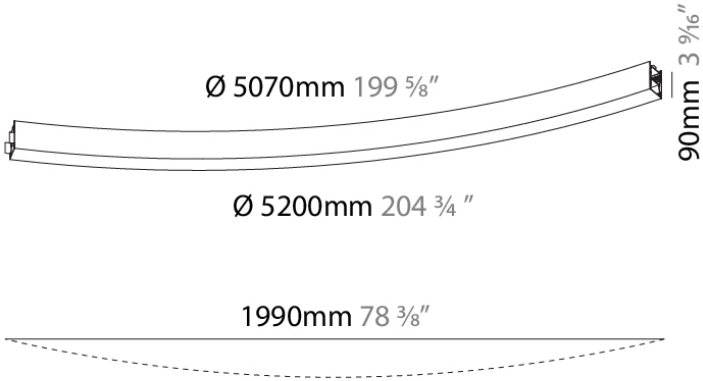

Input Wattage Range: 30 - 49 W
Lamp Type: LED (Zhaga Standard)
Input Wattage (W): 46.2
Total Output Wattage (W): 42
Dimming: Tri-Mode (Non-Dimming and Phase Dimming (120Vac only) and 0-10V Dimming)
Driver Included: Yes
Driver Location: Integrated
Driver Type: Constant Current - Universal
Driver Class: Class 2
Input Voltage (V): 120 - 277
Constant Current (MA): 350

LED

Delivered Lumen Range: 3000 - 4999 lm
Color Temperature (°K): 3000 / 3500 / 4000
Max. Delivered Lumen (lm): 5150 / 5253 / 5360
Nominal Lumen (lm): 6720 / 6860 / 7000
CRI: >90 CRI
Efficiency (%): 0.884
Lamp Life (hrs): 50000

RATINGS AND CERTIFICATIONS

Certified By: Certified for North American Standards
IP rating: IP20



A3SGS65-SUS-SYS COMPONENTS

A38544-

DESCRIPTION

Super-G Slim - Suspension - End Cap -

GENERAL

Series: Super-G
Subseries: Super-G Slim 65
Brand: Prolicht
Division: Architectural

PHYSICAL

Shape: Rectangle
Length (mm): 65
Length (in): 2 9/16
Width (mm): 6
Width (in): 1/4
Height (mm): 90
Height (in): 3 9/16
Weight (kg): 0.141
Weight (lbs): 0.31
Fixture Finish: SSR / BKV / CWI / CRY / HAB / LAG / UFT / ITA / RUA /
RUR / MIC / FTG / MYG / TWT / LOD / PUS / FRO / FUP / KIA / POP /
BLS / SPG / MEY / GOH / GUM / CHC / COM / ABZ / JAG / OBR / MOS /
ROR
Fixture Material: Extruded Aluminum

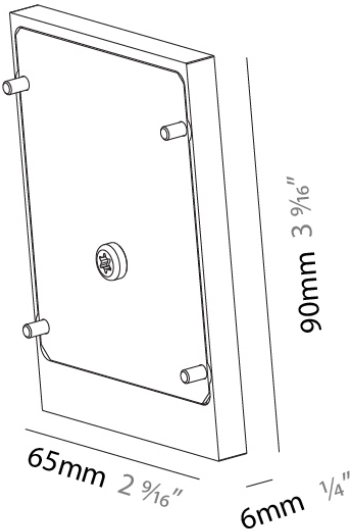
ELECTRICAL

Lamp Type: LED (Zhaga Standard)

RATINGS AND CERTIFICATIONS

Certified By: Certified for North American Standards
IP rating: IP20

PROJECT
TYPE
NOTES
QUANTITY
DATE



A3SGS65-SUS-SYS COMPONENTS

A38545-

DESCRIPTION

Super-G Slim Suspension Cable - 2000mm -

GENERAL

Series: Super-G
Subseries: Super-G Slim 65
Brand: Prolicht
Division: Architectural

PHYSICAL

Length (mm): 2000
Length (in): 78 ¾
Width (mm): 20
Width (in): 13/16
Height (mm): 53
Height (in): 2 1/16
Weight (kg): 0.141
Weight (lbs): 0.31
Fixture Finish: SSR / BKV / CWI / CRY / HAB / LAG / UFT / ITA / RUA /
RUR / MIC / FTG / MYG / TWT / LOD / PUS / FRO / FUP / KIA / POP /
BLS / SPG / MEY / GOH / GUM / CHC / COM / ABZ / JAG / OBR / MOS /
ROR
Fixture Material: Extruded Aluminum

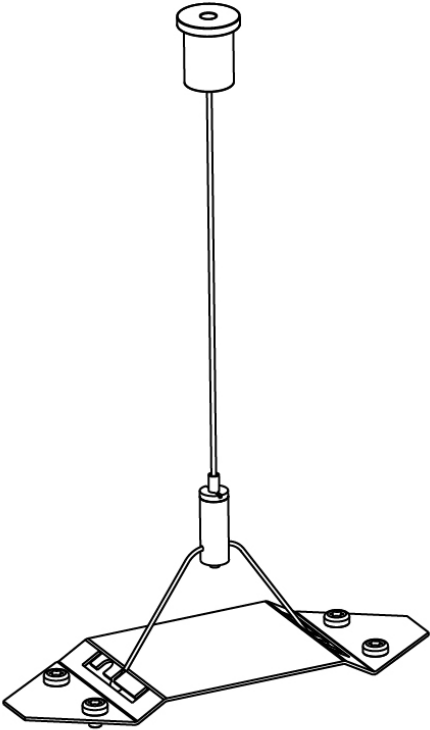
ELECTRICAL

Lamp Type: LED (Zhaga Standard)

RATINGS AND CERTIFICATIONS

Certified By: Certified for North American Standards
IP rating: IP20

PROJECT	
TYPE	
NOTES	
QUANTITY	
DATE	



A3SGS65-SUS-SYS COMPONENTS

A38546-

DESCRIPTION
Super-G Slim Suspension Cable - 6000mm -

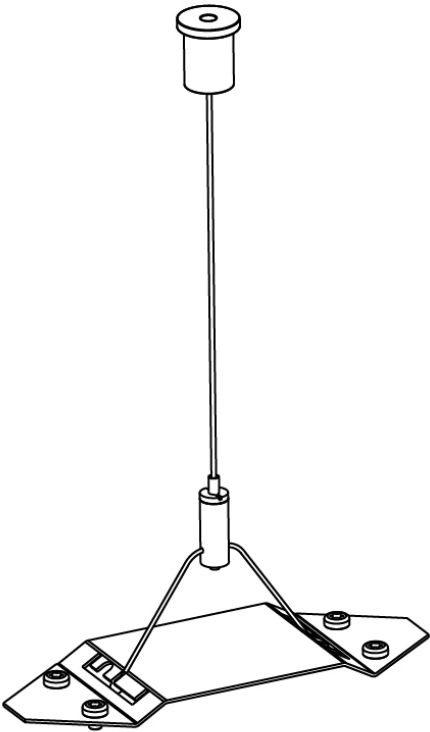
GENERAL
Series: Super-G
Subseries: Super-G Slim 65
Brand: Prolicht
Division: Architectural

PHYSICAL
Length (mm): 6000
Length (in): 236 ¼
Width (mm): 20
Width (in): 13/16
Height (mm): 53
Height (in): 2 ⅛
Weight (kg): 0.141
Weight (lbs): 0.31
Fixture Finish: SSR / BKV / CWI / CRY / HAB / LAG / UFT / ITA / RUA / RUR / MIC / FTG / MYG / TWT / LOD / PUS / FRO / FUP / KIA / POP / BLS / SPG / MEY / GOH / GUM / CHC / COM / ABZ / JAG / OBR / MOS / ROR
Fixture Material: Extruded Aluminum

ELECTRICAL
Lamp Type: LED (Zhaga Standard)

RATINGS AND CERTIFICATIONS
Certified By: Certified for North American Standards
IP rating: IP20

PROJECT	
TYPE	
NOTES	
QUANTITY	
DATE	



A3SGS65-SUS-SYS COMPONENTS

A39013-

DESCRIPTION

Suspension Power Feed 3x0.75, 2000mm

GENERAL

Brand: Prolicht
Division: Architectural

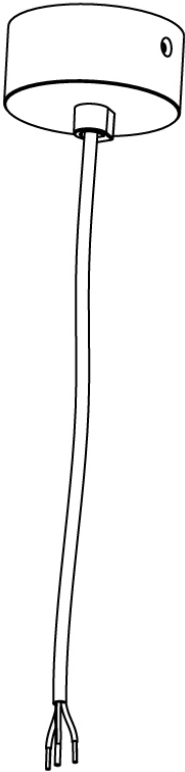
PHYSICAL

Shape: Round
Diameter (mm): 114
Diameter (in): 4 1/2
Length (mm): 2000
Length (in): 78 3/4
Width (mm): 81
Width (in): 3 1/16
Height (mm): 32
Height (in): 1 1/4
Weight (kg): 0.3
Weight (lbs): 0.66
Fixture Finish: ANA / SSR / BKV / CWI / CRY / HAB / MSR / UFT / ITA /
RUA / OGR / FTG / MYG / RWR / LOD / PUS / FRO / FUP / KIA / POP /
BLS / SPG / MEY / GOH / GUM / CHC / COM / ABZ / JAG / OBR / MOS /
ROR
Fixture Material: Aluminum

RATINGS AND CERTIFICATIONS

Certified By: Certified for North American Standards
IP rating: IP20

PROJECT
TYPE
NOTES
QUANTITY
DATE



A3SGS65-SUS-SYS COMPONENTS

A39014-

DESCRIPTION

Suspension Power Feed 5x0.75 - 2000mm

GENERAL

Brand: Prolicht

Division: Architectural

PHYSICAL

Shape: Round

Diameter (mm): 114

Diameter (in): 4 1/2

Length (mm): 2000

Length (in): 78 3/4

Width (mm): 81

Width (in): 3 1/16

Height (mm): 32

Height (in): 1 1/4

Weight (kg): 0.3

Weight (lbs): 0.661

Fixture Finish: ANA / SSR / BKV / CWI / CRY / HAB / MSR / UFT / ITA /
RUA / OGR / FTG / MYG / RWR / LOD / PUS / FRO / FUP / KIA / POP /
BLS / SPG / MEY / GOH / GUM / CHC / COM / ABZ / JAG / OBR / MOS /
ROR

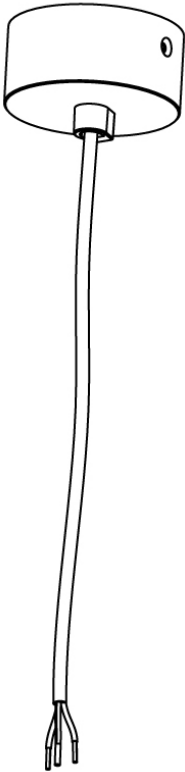
Fixture Material: Aluminum

RATINGS AND CERTIFICATIONS

Certified By: Certified for North American Standards

IP rating: IP20

PROJECT	
TYPE	
NOTES	
QUANTITY	
DATE	



A3SGS65-SUS-SYS COMPONENTS

A39016-

DESCRIPTION

Suspension Power Feed 3x0.75, 6000mm

GENERAL

Brand: Prolicht
Division: Architectural

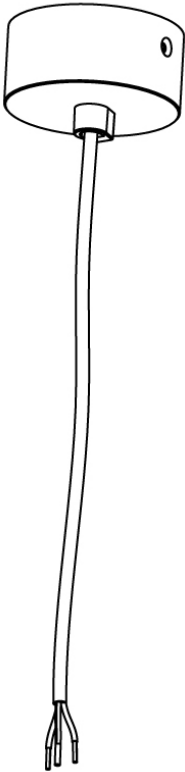
PHYSICAL

Shape: Round
Diameter (mm): 114
Diameter (in): 4 ¼
Length (mm): 6000
Length (in): 236 ¼
Width (mm): 81
Width (in): 3 ⅞
Height (mm): 32
Height (in): 1 ¼
Weight (kg): 0.117
Weight (lbs): 0.258
Fixture Finish: ANA / SSR / BKV / CWI / CRY / HAB / MSR / UFT / ITA /
RUA / OGR / FTG / MYG / RWR / LOD / PUS / FRO / FUP / KIA / POP /
BLS / SPG / MEY / GOH / GUM / CHC / COM / ABZ / JAG / OBR / MOS /
ROR
Fixture Material: Aluminum

RATINGS AND CERTIFICATIONS

Certified By: Certified for North American Standards
IP rating: IP20

PROJECT
TYPE
NOTES
QUANTITY
DATE



A3SGS65-SUS-SYS COMPONENTS

A39017-

DESCRIPTION

Suspension Power Feed 5x0.75, 6000mm

GENERAL

Brand: Prolicht

Division: Architectural

PHYSICAL

Shape: Round

Diameter (mm): 81

Diameter (in): 3 3/16

Length (mm): 6000

Length (in): 236 1/4

Width (mm): 81

Width (in): 3 3/16

Height (mm): 32

Height (in): 1 1/4

Weight (kg): 0.117

Weight (lbs): 0.258

Fixture Finish: ANA / SSR / BKV / CWI / CRY / HAB / MSR / UFT / ITA /
RUA / OGR / FTG / MYG / RWR / LOD / PUS / FRO / FUP / KIA / POP /
BLS / SPG / MEY / GOH / GUM / CHC / COM / ABZ / JAG / OBR / MOS /
ROR

Fixture Material: Aluminum

RATINGS AND CERTIFICATIONS

Certified By: Certified for North American Standards

IP rating: IP20

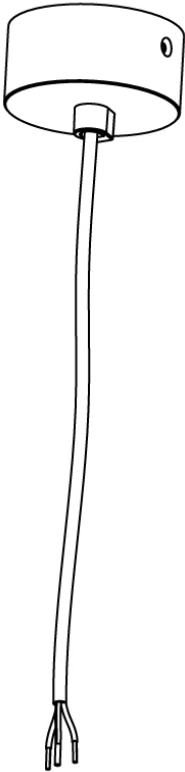
PROJECT

TYPE

NOTES

QUANTITY

DATE



LEGEND

	floor-mounted		pivotal		special LED (upon request) RGB, RGBW, tunable, gold+, meat+, art+, fashion+
	wall and ceiling: recessed and surface mounted		rotating		warm dim / natural dimming LED
	ceiling-mounted and wall-mounted		illuminate tilted		rechargeable battery powered
	wall-mounted		color of suspension cable		fixture with natural vivid LED (upon request)
	omni-directional light distribution		length of suspension cable		color rendering index
	direct light distribution		reflector degree selection		color temperature
	direct/indirect light distribution		super spot		lumen (luminous flux)
	indirect light distribution		lens		efficacy (lumens per watt)
	asymmetric light distribution		lens pack		Unified Glare Rating (UGR) range from 5-40
	aura light distribution		shine ring		marine grade (AISI 316 stainless steel)
	round wall or ceiling cut-out		integrated shine ring with diffuser		walk on
	square wall or ceiling cut-out		free individual colors 01-29		drive on
	the supplied jig specifies the cutout dimensions		individual colors: 00 (free of charge), 01-25 (extra charge)		Dark Sky Compliance
	minimum distance (meters) lamp - object		luminaire part to be colored (F1)		Americans with Disabilities Act (less than 4" off the wall located between 27"-84" from floor)
	recessed depth		luminaire part to be colored (F2)		lamp protected against explosion
	ceiling thickness in mm		luminaire part to be colored (F3)		blown glass using traditional methods by master glass blower
	ceiling thickness selection		luminaire part to be colored (F4)		acoustic material
	dimmable DP (phase), DV (0-10V), DD (dali), DS (step-dim)		luminaire part to be colored (F5)		protection class I, protection insulation
	included or excluded LED driver/transformer/control gear		color of 3-circuit adaptor		protection class II, protection insulation
	separately switchable		indirect diffuser		ETL Certified to UL and CSA Standards
	sensor		direct diffuser		UL Certified to UL and CSA Standards
	remote control		ball-proof (upon request)		CSA Certified to UL and CSA Standards
	available upon request		accessory		Certified for North American Standards

IP RATING

	protected against ingress of solid bodies greater than 12.5mm (finger)
	protected against ingress of solid bodies greater than 2.5mm protected against sprays of water up to 60 degrees from the vertical (rain)
	protected against ingress of solid bodies greater than 1mm (wire) no protection against the ingress of moisture
	protected against ingress of solid bodies greater than 1mm (wire) protected against sprays of water up to 60 degrees from the vertical (rain)
	protected against ingress of solid bodies greater than 1mm (wire) protected against water splashed from all directions
	protected against limited ingress of dust (wet rooms/covered outdoor areas) protected against water splashed from all directions
	protected against ingress of dust protected against jets of water
	protected against ingress of dust protected against powerful jets of water or heavy seas
	protected against ingress of dust protected against immersion of water between 15cm - 1m for 30 minutes
	protected against ingress of dust protected against immersion of water under pressure for long periods

IK RATING

	protected against 0.14 joules impact (equivalent to 0.25kg mass dropped from 56mm above the surface)
	protected against 0.2 joules impact (equivalent to 0.25kg mass dropped from 80mm above the surface)
	protected against 0.35 joules impact (equivalent to 0.25kg mass dropped from 140mm above the surface)
	protected against 0.5 joules impact (equivalent to 0.25kg mass dropped from 200mm above the surface)
	protected against 0.7 joules impact (equivalent to 0.25kg mass dropped from 280mm above the surface)
	protected against 1 joules impact (equivalent to 0.25kg mass dropped from 400mm above the surface)
	protected against 2 joules impact (equivalent to 0.5kg mass dropped from 400mm above the surface)
	protected against 5 joules impact (equivalent to 1.7kg mass dropped from 300mm above the surface)
	protected against 10 joules impact (equivalent to 5.0kg mass dropped from 200mm above the surface)
	protected against 20 joules impact (equivalent to 5.0kg mass dropped from 400mm above the surface)