

PROJECT	
TYPE	
NOTES	
QUANTITY	
DATE	

A3D024-

DESCRIPTION

Super-G Slim 1140mm / 44 7/8" - Surface - 26.4W LED (Zhaga Standard) - 3000K / 35000K / 4000K

GENERAL

Series: Super-G  
Subseries: Super-G Slim 65  
Brand: Prolicht  
Division: Architectural  
Mounting Type: Surface  
Mounting Location: Ceiling  
Subcategory: Profile

PHYSICAL

Shape: Rectangle  
Length (mm): 1140  
Length (in): 44 7/8  
Width (mm): 65  
Width (in): 2 9/16  
Height (mm): 90  
Height (in): 3 9/16  
Min. Recessing Depth (mm): 120  
Min. Recessing Depth (in): 4 3/4  
Light Distribution: Direct  
Weight (kg): 3.409  
Weight (lbs): 7.52  
Diffuser: PMMA - Opal or Micro-Prism  
Fixture Finish: SSR / BKV / CWI / CRY / HAB / LAG / UFT / ITA / RUA / RUR / MIC / FTG / MYG / TWT / LOD / PUS / FRO / FUP / KIA / POP / BLS / SPG / MEY / GOH / GUM / CHC / COM / ABZ / JAG / OBR / MOS / ROR  
Fixture Material: Extruded Aluminum

ELECTRICAL

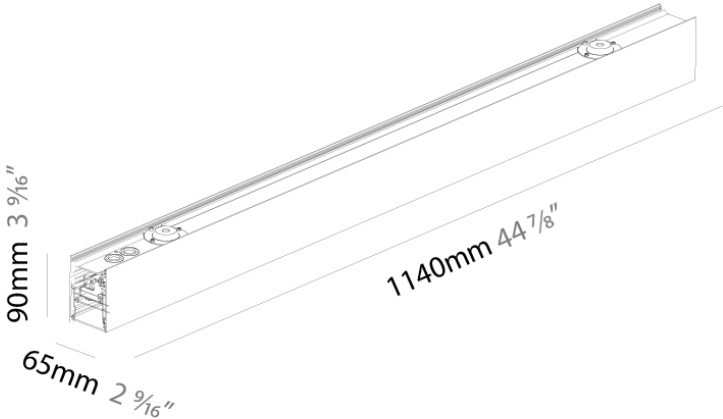
Input Wattage Range: 20 - 29 W  
Lamp Type: LED (Zhaga Standard)  
Input Wattage (W): 26.4  
Total Output Wattage (W): 24  
Dimming: Tri-Mode (Non-Dimming and Phase Dimming (120Vac only) and 0-10V Dimming)  
Driver Included: Yes  
Driver Location: Integrated  
Driver Type: Constant Current - Universal  
Driver Class: Class 2  
Input Voltage (V): 120 - 277  
Constant Current (MA): 350

LED

Delivered Lumen Range: 2000 - 3999 lm  
Color Temperature (°K): 3000 / 3500 / 4000  
Max. Delivered Lumen (lm): 2940 / 2999 / 3060  
Nominal Lumen (lm): 3840 / 3920 / 4000  
CRI: >90 CRI  
Efficiency (%): 0.884  
Lamp Life (hrs): 50000

RATINGS AND CERTIFICATIONS

Certified By: Certified for North American Standards  
IP rating: IP20



A3SGS65-SUR-SYS COMPONENTS SURFACE

PROJECT	
TYPE	
NOTES	
QUANTITY	
DATE	

A3D026-

DESCRIPTION

Super-G Slim - Surface - 2000mm/ 78 3/4" - 46.2W LED (Zhaga Standard) - 3000K / 35000K / 4000K

GENERAL

Series: Super-G  
Subseries: Super-G Slim 65  
Brand: Prolicht  
Division: Architectural  
Mounting Type: Surface  
Mounting Location: Ceiling  
Subcategory: Profile

PHYSICAL

Shape: Rectangle  
Length (mm): 2000  
Length (in): 78 ¾  
Width (mm): 65  
Width (in): 2 ⅝  
Height (mm): 90  
Height (in): 3 ⅝  
Light Distribution: Direct  
Weight (kg): 5.773  
Weight (lbs): 12.73  
Diffuser: PMMA - Opal or Micro-Prism  
Fixture Finish: SSR / BKV / CWI / CRY / HAB / LAG / UFT / ITA / RUA / RUR / MIC / FTG / MYG / TWT / LOD / PUS / FRO / FUP / KIA / POP / BLS / SPG / MEY / GOH / GUM / CHC / COM / ABZ / JAG / OBR / MOS / ROR  
Fixture Material: Extruded Aluminum

ELECTRICAL

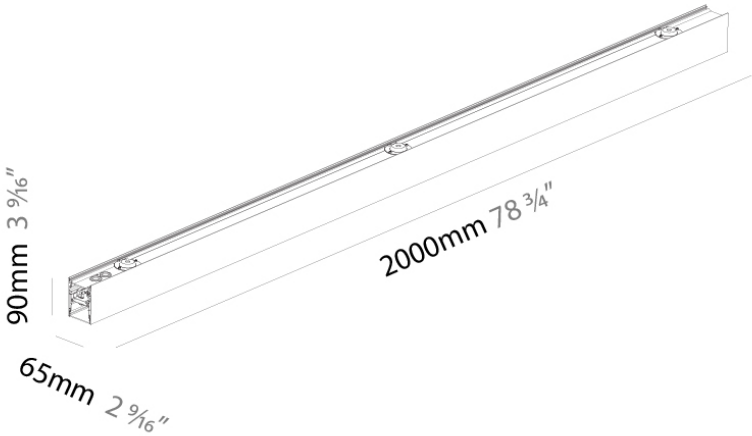
Input Wattage Range: 30 - 49 W  
Lamp Type: LED (Zhaga Standard)  
Input Wattage (W): 46.2  
Total Output Wattage (W): 42  
Dimming: Tri-Mode (Non-Dimming and Phase Dimming (120Vac only) and 0-10V Dimming)  
Driver Included: Yes  
Driver Location: Integrated  
Driver Type: Constant Current - Universal  
Driver Class: Class 2  
Input Voltage (V): 120 - 277  
Constant Current (mA): 350

LED

Delivered Lumen Range: 3000 - 4999 lm  
Color Temperature (°K): 3000 / 3500 / 4000  
Max. Delivered Lumen (lm): 5150 / 5253 / 5360  
Nominal Lumen (lm): 6720 / 6860 / 7000  
CRI: >90 CRI  
Efficiency (%): 0.884  
Lamp Life (hrs): 50000

RATINGS AND CERTIFICATIONS

Certified By: Certified for North American Standards  
IP rating: IP20



PROJECT	
TYPE	
NOTES	
QUANTITY	
DATE	

A3D028-

DESCRIPTION

Super-G Slim 800/45° - Surface - 6.6W LED (Zhaga Standard) - 3000K / 35000K / 4000K

GENERAL

Series: Super-G  
Subseries: Super-G Slim 65  
Brand: Prolicht  
Division: Architectural  
Mounting Type: Surface  
Mounting Location: Ceiling  
Subcategory: Profile

PHYSICAL

Shape: Curves  
Length (mm): 307  
Length (in): 12 1⁄16  
Width (mm): 65  
Width (in): 2 9⁄16  
Height (mm): 90  
Height (in): 3 9⁄16  
Light Distribution: Direct  
Weight (kg): 0.982  
Weight (lbs): 2.16  
Diffuser: PMMA - Opal or Micro-Prism  
Fixture Finish: SSR / BKV / CWI / CRY / HAB / LAG / UFT / ITA / RUA / RUR / MIC / FTG / MYG / TWT / LOD / PUS / FRO / FUP / KIA / POP / BLS / SPG / MEY / GOH / GUM / CHC / COM / ABZ / JAG / OBR / MOS / ROR  
Fixture Material: Extruded Aluminum

ELECTRICAL

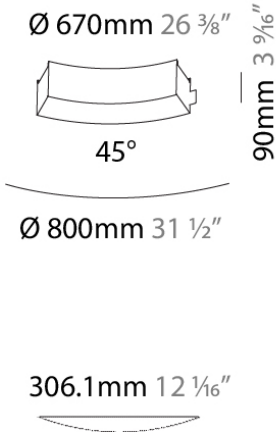
Input Wattage Range: 1 - 9 W  
Lamp Type: LED (Zhaga Standard)  
Input Wattage (W): 6.6  
Total Output Wattage (W): 6  
Dimming: Tri-Mode (Non-Dimming and Phase Dimming (120Vac only) and 0-10V Dimming)  
Driver Included: Yes  
Driver Location: Integrated  
Driver Type: Constant Current - Universal  
Driver Class: Class 2  
Input Voltage (V): 120 - 277  
Constant Current (MA): 350

LED

Delivered Lumen Range: 500 - 1999 lm  
Color Temperature (°K): 3000 / 3500 / 4000  
Max. Delivered Lumen (lm): 740 / 755 / 770  
Nominal Lumen (lm): 960 / 980 / 1000  
CRI: >90 CRI  
Efficiency (%): 0.884  
Lamp Life (hrs): 50000

RATINGS AND CERTIFICATIONS

Certified By: Certified for North American Standards  
IP rating: IP20



PROJECT	
TYPE	
NOTES	
QUANTITY	
DATE	

A3D030-

DESCRIPTION

Super-G Slim 800/90° - Surface - 13.2W LED (Zhaga Standard) - 3000K / 35000K / 4000K

GENERAL

Series: Super-G  
Subseries: Super-G Slim 65  
Brand: Prolicht  
Division: Architectural  
Mounting Type: Surface  
Mounting Location: Ceiling  
Subcategory: Profile

PHYSICAL

Shape: Curves  
Length (mm): 566  
Length (in): 22 ¼  
Width (mm): 65  
Width (in): 2 ⅞  
Height (mm): 90  
Height (in): 3 ⅞  
Light Distribution: Direct  
Weight (kg): 1.775  
Weight (lbs): 3.91  
Diffuser: PMMA - Opal or Micro-Prism  
Fixture Finish: SSR / BKV / CWI / CRY / HAB / LAG / UFT / ITA / RUA / RUR / MIC / FTG / MYG / TWT / LOD / PUS / FRO / FUP / KIA / POP / BLS / SPG / MEY / GOH / GUM / CHC / COM / ABZ / JAG / OBR / MOS / ROR  
Fixture Material: Extruded Aluminum

ELECTRICAL

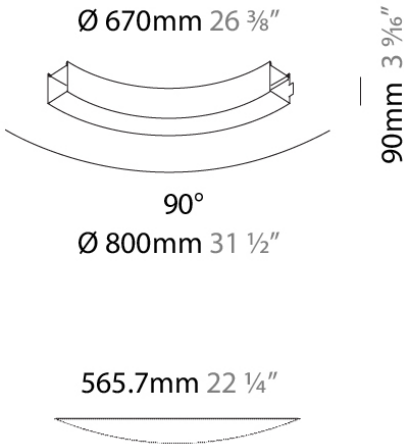
Input Wattage Range: 10 - 19 W  
Lamp Type: LED (Zhaga Standard)  
Input Wattage (W): 13.2  
Total Output Wattage (W): 12  
Dimming: Tri-Mode (Non-Dimming and Phase Dimming (120Vac only) and 0-10V Dimming)  
Driver Included: Yes  
Driver Location: Integrated  
Driver Type: Constant Current - Universal  
Driver Class: Class 2  
Input Voltage (V): 120 - 277  
Constant Current (MA): 350

LED

Delivered Lumen Range: 1000 - 1999 lm  
Color Temperature (°K): 3000 / 3500 / 4000  
Max. Delivered Lumen (lm): 1470 / 1499 / 1530  
Nominal Lumen (lm): 1920 / 1960 / 2000  
CRI: >90 CRI  
Efficiency (%): 0.884  
Lamp Life (hrs): 50000

RATINGS AND CERTIFICATIONS

Certified By: Certified for North American Standards  
IP rating: IP20



PROJECT	
TYPE	
NOTES	
QUANTITY	
DATE	

A3D032-

DESCRIPTION

Super-G Slim 1550/45° - Surface - 13.2W LED (Zhaga Standard) - 3000K / 3500K / 4000K

GENERAL

Series: Super-G  
Subseries: Super-G Slim 65  
Brand: Prolicht  
Division: Architectural  
Mounting Type: Surface  
Mounting Location: Ceiling  
Subcategory: Profile

PHYSICAL

Shape: Curves  
Length (mm): 594  
Length (in): 23 3⁄8  
Width (mm): 65  
Width (in): 2 9⁄16  
Height (mm): 90  
Height (in): 3 9⁄16  
Light Distribution: Direct  
Weight (kg): 1.807  
Weight (lbs): 3.98  
Diffuser: PMMA - Opal or Micro-Prism  
Fixture Finish: SSR / BKV / CWI / CRY / HAB / LAG / UFT / ITA / RUA / RUR / MIC / FTG / MYG / TWT / LOD / PUS / FRO / FUP / KIA / POP / BLS / SPG / MEY / GOH / GUM / CHC / COM / ABZ / JAG / OBR / MOS / ROR  
Fixture Material: Extruded Aluminum  
Cut-out Measurements: 1550mm / 61" / 1420mm / 55 7⁄8"

ELECTRICAL

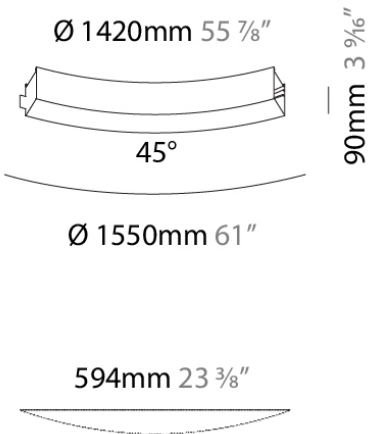

Input Wattage Range: 10 - 19 W  
Lamp Type: LED (Zhaga Standard)  
Input Wattage (W): 13.2  
Total Output Wattage (W): 12  
Dimming: Tri-Mode (Non-Dimming and Phase Dimming (120Vac only) and 0-10V Dimming)  
Driver Included: Yes  
Driver Location: Integrated  
Driver Type: Constant Current - Universal  
Driver Class: Class 2  
Input Voltage (V): 120 - 277  
Constant Current (MA): 350

LED

Delivered Lumen Range: 1000 - 1999 lm  
Color Temperature (°K): 3000 / 3500 / 4000  
Max. Delivered Lumen (lm): 1470 / 1499 / 1530  
Nominal Lumen (lm): 1920 / 1960 / 2000  
CRI: >90 CRI  
Efficiency (%): 0.884  
Lamp Life (hrs): 50000

RATINGS AND CERTIFICATIONS

Certified By: Certified for North American Standards  
IP rating: IP20



PROJECT	
TYPE	
NOTES	
QUANTITY	
DATE	

A3D034-

DESCRIPTION

Super-G Slim 1550/90° - Surface - 26.6W LED (Zhaga Standard) - 3000K / 3500K / 4000K

GENERAL

Series: Super-G  
Subseries: Super-G Slim 65  
Brand: Prolicht  
Division: Architectural  
Mounting Type: Surface  
Mounting Location: Ceiling  
Subcategory: Profile

PHYSICAL

Shape: Curves  
Length (mm): 1096  
Length (in): 43 1⁄8  
Width (mm): 65  
Width (in): 2 9⁄16  
Height (mm): 90  
Height (in): 3 9⁄16  
Light Distribution: Direct  
Weight (kg): 3.476  
Weight (lbs): 7.66  
Diffuser: PMMA - Opal or Micro-Prism  
Fixture Finish: SSR / BKV / CWI / CRY / HAB / LAG / UFT / ITA / RUA / RUR / MIC / FTG / MYG / TWT / LOD / PUS / FRO / FUP / KIA / POP / BLS / SPG / MEY / GOH / GUM / CHC / COM / ABZ / JAG / OBR / MOS / ROR  
Fixture Material: Extruded Aluminum  
Cut-out Measurements: 1550mm / 61" / 1420mm / 55 7⁄8"

ELECTRICAL

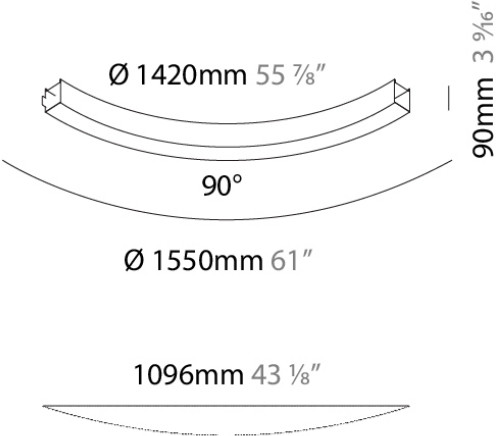
Input Wattage Range: 20 - 29 W  
Lamp Type: LED (Zhaga Standard)  
Input Wattage (W): 28  
Total Output Wattage (W): 24  
Dimming: Tri-Mode (Non-Dimming and Phase Dimming (120Vac only) and 0-10V Dimming)  
Driver Included: Yes  
Driver Location: Integrated  
Driver Type: Constant Current - Universal  
Driver Class: Class 2  
Input Voltage (V): 120 - 277  
Constant Current (MA): 350

LED

Delivered Lumen Range: 2000 - 3999 lm  
Color Temperature (°K): 3000 / 3500 / 4000  
Max. Delivered Lumen (lm): 2940 / 2999 / 3060  
Nominal Lumen (lm): 3840 / 3920 / 4000  
CRI: >90 CRI  
Efficiency (%): 0.884  
Lamp Life (hrs): 50000

RATINGS AND CERTIFICATIONS

Certified By: Certified for North American Standards  
IP rating: IP20



PROJECT	
TYPE	
NOTES	
QUANTITY	
DATE	

A3D036-

DESCRIPTION

Super-G Slim 3000/45° - Surface - 28W LED (Zhaga Standard) - 3000K / 3500K / 4000K

GENERAL

Series: Super-G  
Subseries: Super-G Slim 65  
Brand: Prolicht  
Division: Architectural  
Mounting Type: Surface  
Mounting Location: Ceiling  
Subcategory: Profile

PHYSICAL

Shape: Curves  
Length (mm): 1148  
Length (in): 45 3⁄16  
Width (mm): 65  
Width (in): 2 9⁄16  
Height (mm): 90  
Height (in): 3 9⁄16  
Light Distribution: Direct  
Weight (kg): 4.46  
Weight (lbs): 9.83  
Diffuser: PMMA - Opal or Micro-Prism  
Fixture Finish: SSR / BKV / CWI / CRY / HAB / LAG / UFT / ITA / RUA / RUR / MIC / FTG / MYG / TWT / LOD / PUS / FRO / FUP / KIA / POP / BLS / SPG / MEY / GOH / GUM / CHC / COM / ABZ / JAG / OBR / MOS / ROR  
Fixture Material: Extruded Aluminum  
Cut-out Measurements: 3000mm / 118 1⁄8" / 2870mm / 113"

ELECTRICAL

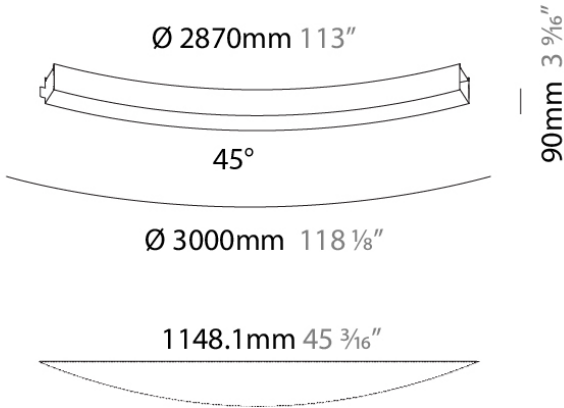

Input Wattage Range: 20 - 29 W  
Lamp Type: LED (Zhaga Standard)  
Input Wattage (W): 28  
Total Output Wattage (W): 24  
Dimming: Tri-Mode (Non-Dimming and Phase Dimming (120Vac only) and 0-10V Dimming)  
Driver Included: Yes  
Driver Location: Integrated  
Driver Type: Constant Current - Universal  
Driver Class: Class 2  
Input Voltage (V): 120 - 277  
Constant Current (MA): 350

LED

Delivered Lumen Range: 2000 - 2999 lm  
Color Temperature (°K): 3000 / 3500 / 4000  
Max. Delivered Lumen (lm): 2720 / 2783 / 2840  
Nominal Lumen (lm): 3840 / 3920 / 4000  
CRI: >90 CRI  
Efficiency (%): 0.884  
Lamp Life (hrs): 50000

RATINGS AND CERTIFICATIONS

Certified By: Certified for North American Standards  
IP rating: IP20



A3SGS65-SUR-SYS COMPONENTS SURFACE

PROJECT	
TYPE	
NOTES	
QUANTITY	
DATE	

A3D038-

DESCRIPTION

Super-G Slim 3000/90° - Surface - 53.3W LED (Zhaga Standard) - 3000K / 3500K / 4000K

GENERAL

Series: Super-G  
Subseries: Super-G Slim 65  
Brand: Prolicht  
Division: Architectural  
Mounting Type: Surface  
Mounting Location: Ceiling  
Subcategory: Profile

PHYSICAL

Shape: Curves  
Length (mm): 2121  
Length (in): 83 1/2  
Width (mm): 65  
Width (in): 2 9/16  
Height (mm): 90  
Height (in): 3 9/16  
Light Distribution: Direct  
Weight (kg): 8.325  
Weight (lbs): 18.35  
Diffuser: PMMA - Opal or Micro-Prism  
Fixture Finish: SSR / BKV / CWI / CRY / HAB / LAG / UFT / ITA / RUA / RUR / MIC / FTG / MYG / TWT / LOD / PUS / FRO / FUP / KIA / POP / BLS / SPG / MEY / GOH / GUM / CHC / COM / ABZ / JAG / OBR / MOS / ROR  
Fixture Material: Extruded Aluminum  
Cut-out Measurements: 3000mm / 118 1/8" / 2870mm / 113"

ELECTRICAL

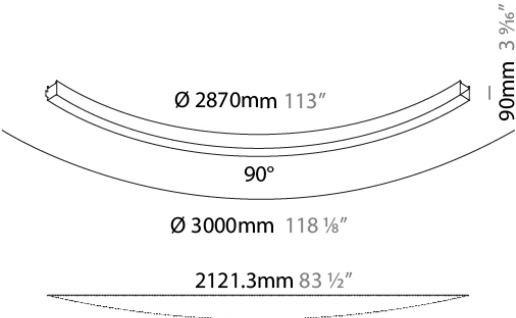

Input Wattage Range: 50 - 79 W  
Lamp Type: LED (Zhaga Standard)  
Input Wattage (W): 56  
Total Output Wattage (W): 48  
Dimming: Tri-Mode (Non-Dimming and Phase Dimming (120Vac only) and 0-10V Dimming)  
Driver Included: Yes  
Driver Location: Integrated  
Driver Type: Constant Current - Universal  
Driver Class: Class 2  
Input Voltage (V): 120 - 277  
Constant Current (MA): 350

LED

Color Temperature (°K): 3000 / 3500 / 4000  
Max. Delivered Lumen (lm): 5450 / 5557 / 5670  
Nominal Lumen (lm): 7680 / 7840 / 8000  
CRI: >90 CRI  
Efficiency (%): 0.884  
Lamp Life (hrs): 50000

RATINGS AND CERTIFICATIONS

Certified By: Certified for North American Standards  
IP rating: IP20





A3SGS65-SUR-SYS COMPONENTS SURFACE

PROJECT
TYPE
NOTES
QUANTITY
DATE

A3D040-

DESCRIPTION

Super-G Slim 5200/45° - Surface - 46.6W LED (Zhaga Standard) - 3000K / 3500K / 4000K

GENERAL

Series: Super-G  
Subseries: Super-G Slim 65  
Brand: Prolicht  
Division: Architectural  
Mounting Type: Surface  
Mounting Location: Ceiling  
Subcategory: Profile

PHYSICAL

Shape: Curves  
Diameter (mm): 5200  
Diameter (in): 204 3/4  
Length (mm): 1995  
Length (in): 78 9/16  
Width (mm): 65  
Width (in): 2 9/16  
Height (mm): 90  
Height (in): 3 9/16  
Light Distribution: Direct  
Weight (kg): 5.77  
Weight (lbs): 12.72  
Diffuser: PMMA - Opal or Micro-Prism  
Fixture Finish: SSR / BKV / CWI / CRY / HAB / LAG / UFT / ITA / RUA / RUR / MIC / FTG / MYG / TWT / LOD / PUS / FRO / FUP / KIA / POP / BLS / SPG / MEY / GOH / GUM / CHC / COM / ABZ / JAG / OBR / MOS / ROR  
Fixture Material: Extruded Aluminum  
Cut-out Measurements: 5200mm / 204 3/4" / 5070mm / 199 5/8"

ELECTRICAL

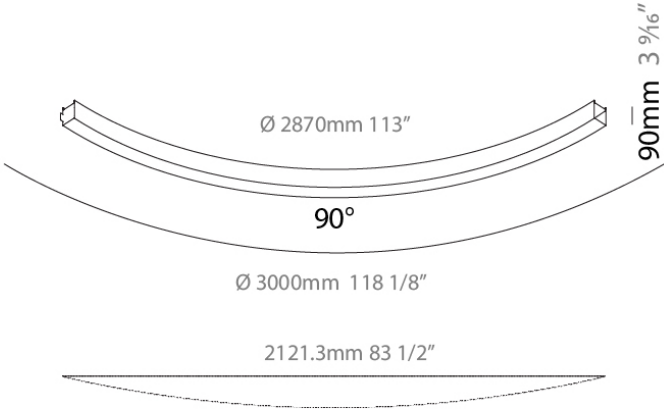

Input Wattage Range: 30 - 49 W  
Lamp Type: LED (Zhaga Standard)  
Input Wattage (W): 49  
Total Output Wattage (W): 42  
Dimming: Tri-Mode (Non-Dimming and Phase Dimming (120Vac only) and 0-10V Dimming)  
Driver Included: Yes  
Driver Location: Integrated  
Driver Type: Constant Current - Universal  
Driver Class: Class 2  
Input Voltage (V): 120 - 277  
Constant Current (MA): 350

LED

Color Temperature (°K): 3000 / 3500 / 4000  
Max. Delivered Lumen (lm): 4760 / 4861 / 4960  
Nominal Lumen (lm): 6720 / 6860 / 7000  
CRI: >90 CRI  
Efficiency (%): 0.884  
Lamp Life (hrs): 50000

RATINGS AND CERTIFICATIONS

Certified By: Certified for North American Standards  
IP rating: IP20



A3SGS65-SUR-SYS COMPONENTS

A3D042-

DESCRIPTION

Super-G Slim - Surface - End Cap -

GENERAL

Series: Super-G  
Subseries: Super-G Slim 65  
Brand: Prolicht  
Division: Architectural

PHYSICAL

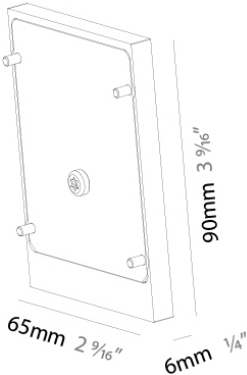
Shape: Rectangle  
Length (mm): 65  
Length (in): 2 9/16  
Width (mm): 6  
Width (in): 1/4  
Height (mm): 90  
Height (in): 3 9/16  
Weight (kg): 0.141  
Weight (lbs): 0.31  
Fixture Finish: SSR / BKV / CWI / CRY / HAB / LAG / UFT / ITA / RUA /  
RUR / MIC / FTG / MYG / TWT / LOD / PUS / FRO / FUP / KIA / POP /  
BLS / SPG / MEY / GOH / GUM / CHC / COM / ABZ / JAG / OBR / MOS /  
ROR  
Fixture Material: Extruded Aluminum

ELECTRICAL

Lamp Type: LED (Zhaga Standard)

RATINGS AND CERTIFICATIONS

Certified By: Certified for North American Standards  
IP rating: IP20



PROJECT
TYPE
NOTES
QUANTITY
DATE

PROJECT	
TYPE	
NOTES	
QUANTITY	
DATE	

A3D108-

DESCRIPTION

Super-G Slim 860 - Surface - 20W LED (Zhaga Standard) - 3000K / 3500K / 4000K

GENERAL

Series: Super-G  
Subseries: Super-G Slim 65  
Brand: Prolicht  
Division: Architectural  
Mounting Type: Surface  
Mounting Location: Ceiling  
Subcategory: Profile

PHYSICAL

Shape: Rectangle  
Length (mm): 860  
Length (in): 33 7/8  
Width (mm): 65  
Width (in): 2 9/16  
Height (mm): 90  
Height (in): 3 9/16  
Light Distribution: Direct  
Weight (kg): 2.58  
Weight (lbs): 5.69  
Diffuser: PMMA - Opal or Micro-Prism  
Fixture Finish: SSR / BKV / CWI / CRY / HAB / LAG / UFT / ITA / RUA / RUR / MIC / FTG / MYG / TWT / LOD / PUS / FRO / FUP / KIA / POP / BLS / SPG / MEY / GOH / GUM / CHC / COM / ABZ / JAG / OBR / MOS / ROR  
Fixture Material: Extruded Aluminum  
Cut-out Measurements: 853mm / 33 9/16" x 58mm / 2 5/16"

ELECTRICAL

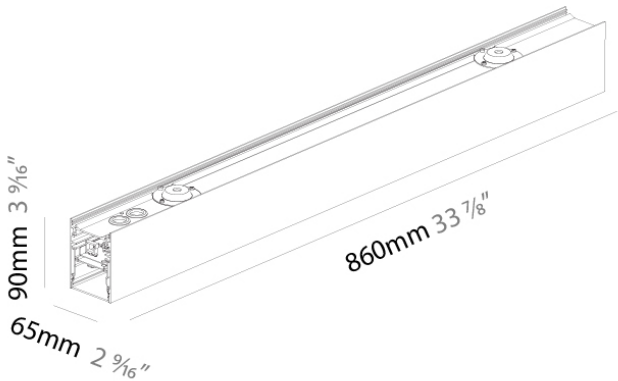

Input Wattage Range: 20 - 29 W  
Lamp Type: LED (Zhaga Standard)  
Input Wattage (W): 21  
Total Output Wattage (W): 18  
Dimming: Tri-Mode (Non-Dimming and Phase Dimming (120Vac only) and 0-10V Dimming)  
Driver Included: Yes  
Driver Location: Integrated  
Driver Type: Constant Current - Universal  
Driver Class: Class 2  
Input Voltage (V): 120 - 277  
Constant Current (MA): 350

LED

Delivered Lumen Range: 2000 - 2999 lm  
Color Temperature (°K): 3000 / 3500 / 4000  
Max. Delivered Lumen (lm): 2040 / 2087 / 2130  
Nominal Lumen (lm): 2880 / 2940 / 3000  
CRI: >90 CRI  
Lamp Life (hrs): 50000

RATINGS AND CERTIFICATIONS

Certified By: Certified for North American Standards  
IP rating: IP20



853mm x 58mm  
33 9/16" x 2 5/16"

A

A3SGS65-SUR-SYS COMPONENTS SURFACE

PROJECT
TYPE
NOTES
QUANTITY
DATE

A3D109-

DESCRIPTION

Super-G Slim 1420 - Surface - 33.3W LED (Zhaga Standard) - 3000K / 3500K / 4000K

GENERAL

Series: Super-G  
Subseries: Super-G Slim 65  
Brand: Prolicht  
Division: Architectural  
Mounting Type: Surface  
Mounting Location: Ceiling  
Subcategory: Profile

PHYSICAL

Shape: Curves  
Length (mm): 1420  
Length (in): 44 1/8  
Width (mm): 65  
Width (in): 2 9/16  
Height (mm): 90  
Height (in): 3 9/16  
Light Distribution: Direct  
Weight (kg): 4.23  
Weight (lbs): 9.33  
Diffuser: PMMA - Opal or Micro-Prism  
Fixture Finish: SSR / BKV / CWI / CRY / HAB / LAG / UFT / ITA / RUA / RUR / MIC / FTG / MYG / TWT / LOD / PUS / FRO / FUP / KIA / POP / BLS / SPG / MEY / GOH / GUM / CHC / COM / ABZ / JAG / OBR / MOS / ROR  
Fixture Material: Extruded Aluminum  
Cut-out Measurements: 1413mm / 55 5/8" x 58mm / 2 5/16"

ELECTRICAL

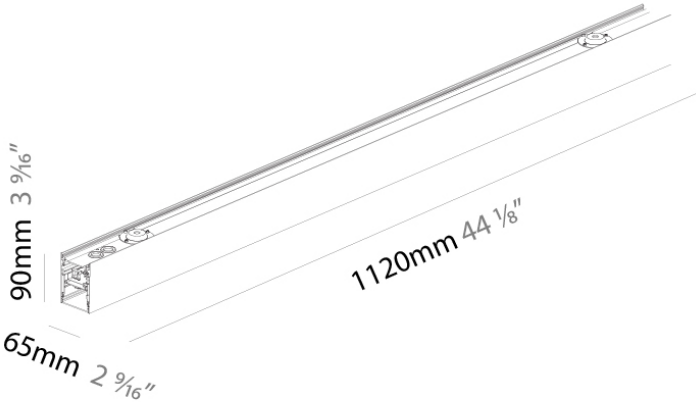

Input Wattage Range: 30 - 49 W  
Lamp Type: LED (Zhaga Standard)  
Input Wattage (W): 35  
Total Output Wattage (W): 30  
Dimming: Tri-Mode (Non-Dimming and Phase Dimming (120Vac only) and 0-10V Dimming)  
Driver Included: Yes  
Driver Location: Integrated  
Driver Type: Constant Current - Universal  
Driver Class: Class 2  
Input Voltage (V): 120 - 277  
Constant Current (MA): 350

LED

Delivered Lumen Range: 3000 - 4999 lm  
Color Temperature (°K): 3000 / 3500 / 4000  
Max. Delivered Lumen (lm): 3400 / 3469 / 3540  
Nominal Lumen (lm): 4800 / 4800 / 5000  
CRI: >90 CRI  
Lamp Life (hrs): 50000

RATINGS AND CERTIFICATIONS

Certified By: Certified for North American Standards  
IP rating: IP20



1413mm x 58mm  
55 5/8" x 2 5/16"



PROJECT	
TYPE	
NOTES	
QUANTITY	
DATE	

A3D110-

DESCRIPTION

Super-G Slim 1720 - Surface - 40W LED (Zhaga Standard) - 3000K / 3500K / 4000K

GENERAL

Series: Super-G  
Subseries: Super-G Slim 65  
Brand: Prolicht  
Division: Architectural  
Mounting Type: Surface  
Mounting Location: Ceiling  
Subcategory: Profile

PHYSICAL

Shape: Rectangle  
Length (mm): 1720  
Length (in): 67 11⁄16  
Width (mm): 65  
Width (in): 2 5⁄16  
Height (mm): 90  
Height (in): 3 5⁄16  
Light Distribution: Direct  
Weight (kg): 5.076  
Weight (lbs): 11.19  
Diffuser: PMMA - Opal or Micro-Prism  
Fixture Finish: SSR / BKV / CWI / CRY / HAB / LAG / UFT / ITA / RUA / RUR / MIC / FTG / MYG / TWT / LOD / PUS / FRO / FUP / KIA / POP / BLS / SPG / MEY / GOH / GUM / CHC / COM / ABZ / JAG / OBR / MOS / ROR  
Fixture Material: Extruded Aluminum  
Cut-out Measurements: 1713mm / 67 7⁄16" x 58mm / 2 5⁄16"

ELECTRICAL

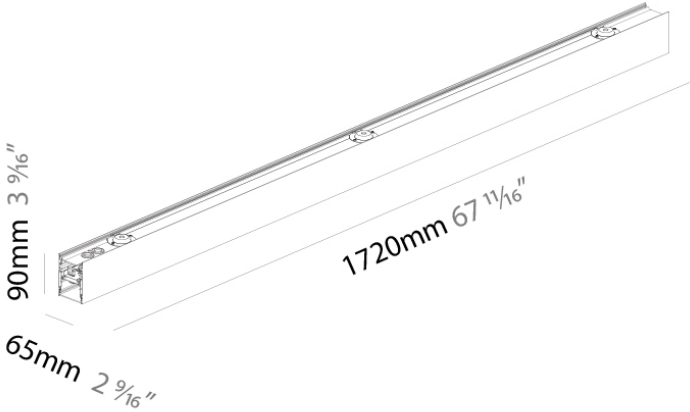

Input Wattage Range: 30 - 49 W  
Lamp Type: LED (Zhaga Standard)  
Input Wattage (W): 42  
Total Output Wattage (W): 36  
Dimming: Tri-Mode (Non-Dimming and Phase Dimming (120Vac only) and 0-10V Dimming)  
Driver Included: Yes  
Driver Location: Integrated  
Driver Type: Constant Current - Universal  
Driver Class: Class 2  
Input Voltage (V): 120 - 277  
Constant Current (MA): 350

LED

Delivered Lumen Range: 3000 - 4999 lm  
Color Temperature (°K): 3000 / 3500 / 4000  
Max. Delivered Lumen (lm): 4080 / 4165 / 4250  
Nominal Lumen (lm): 5760 / 5880 / 6000  
CRI: >90 CRI  
Lamp Life (hrs): 50000

RATINGS AND CERTIFICATIONS

Certified By: Certified for North American Standards  
IP rating: IP20



1713mm x 58mm  
67 7⁄16" x 2 5⁄16"



## LEGEND

	floor-mounted		pivotal		special LED (upon request) RGB, RGBW, tunable, gold+, meat+, art+, fashion+
	wall and ceiling: recessed and surface mounted		rotating		warm dim / natural dimming LED
	ceiling-mounted and wall-mounted		illuminate tilted		rechargeable battery powered
	wall-mounted		color of suspension cable		fixture with natural vivid LED (upon request)
	omni-directional light distribution		length of suspension cable		color rendering index
	direct light distribution		reflector degree selection		color temperature
	direct/indirect light distribution		super spot		lumen (luminous flux)
	indirect light distribution		lens		efficacy (lumens per watt)
	asymmetric light distribution		lens pack		Unified Glare Rating (UGR) range from 5-40
	aura light distribution		shine ring		marine grade (AISI 316 stainless steel)
	round wall or ceiling cut-out		integrated shine ring with diffuser		walk on
	square wall or ceiling cut-out		free individual colors 01-29		drive on
	the supplied jig specifies the cutout dimensions		individual colors: 00 (free of charge), 01-25 (extra charge)		Dark Sky Compliance
	minimum distance (meters) lamp - object		luminaire part to be colored (F1)		Americans with Disabilities Act (less than 4" off the wall located between 27"-84" from floor)
	recessed depth		luminaire part to be colored (F2)		lamp protected against explosion
	ceiling thickness in mm		luminaire part to be colored (F3)		blown glass using traditional methods by master glass blower
	ceiling thickness selection		luminaire part to be colored (F4)		acoustic material
	dimmable DP (phase), DV (0-10V), DD (dali), DS (step-dim)		luminaire part to be colored (F5)		protection class I, protection insulation
	included or excluded LED driver/transformer/control gear		color of 3-circuit adaptor		protection class II, protection insulation
	separately switchable		indirect diffuser		ETL Certified to UL and CSA Standards
	sensor		direct diffuser		UL Certified to UL and CSA Standards
	remote control		ball-proof (upon request)		CSA Certified to UL and CSA Standards
	available upon request		accessory		Certified for North American Standards

## IP RATING

	protected against ingress of solid bodies greater than 12.5mm (finger)
	protected against ingress of solid bodies greater than 2.5mm protected against sprays of water up to 60 degrees from the vertical (rain)
	protected against ingress of solid bodies greater than 1mm (wire) no protection against the ingress of moisture
	protected against ingress of solid bodies greater than 1mm (wire) protected against sprays of water up to 60 degrees from the vertical (rain)
	protected against ingress of solid bodies greater than 1mm (wire) protected against water splashed from all directions
	protected against limited ingress of dust (wet rooms/covered outdoor areas) protected against water splashed from all directions
	protected against ingress of dust protected against jets of water
	protected against ingress of dust protected against powerful jets of water or heavy seas
	protected against ingress of dust protected against immersion of water between 15cm - 1m for 30 minutes
	protected against ingress of dust protected against immersion of water under pressure for long periods

## IK RATING

	protected against 0.14 joules impact (equivalent to 0.25kg mass dropped from 56mm above the surface)
	protected against 0.2 joules impact (equivalent to 0.25kg mass dropped from 80mm above the surface)
	protected against 0.35 joules impact (equivalent to 0.25kg mass dropped from 140mm above the surface)
	protected against 0.5 joules impact (equivalent to 0.25kg mass dropped from 200mm above the surface)
	protected against 0.7 joules impact (equivalent to 0.25kg mass dropped from 280mm above the surface)
	protected against 1 joules impact (equivalent to 0.25kg mass dropped from 400mm above the surface)
	protected against 2 joules impact (equivalent to 0.5kg mass dropped from 400mm above the surface)
	protected against 5 joules impact (equivalent to 1.7kg mass dropped from 300mm above the surface)
	protected against 10 joules impact (equivalent to 5.0kg mass dropped from 200mm above the surface)
	protected against 20 joules impact (equivalent to 5.0kg mass dropped from 400mm above the surface)