

A3SGS65-REC-SYS COMPONENTS RECESSED

PROJECT	
TYPE	
NOTES	
QUANTITY	
DATE	

A35156-

DESCRIPTION

Super-G Slim 1140 - Recessed - 1140mm / 44 7/8" - 26.4W LED (Zhaga Standard) - 3000K / 3500K / 4000K

GENERAL

Series: Super-G  
Subseries: Super-G Slim 65  
Brand: Prolicht  
Division: Architectural  
Mounting Type: Recessed  
Mounting Location: Ceiling  
Subcategory: Profile

PHYSICAL

Shape: Rectangle  
Length (mm): 1140  
Length (in): 44 7/8  
Width (mm): 81  
Width (in): 3 3/16  
Height (mm): 81  
Height (in): 3 3/16  
Ceiling Thickness (mm): 10 / 12.5 / 15 / 25 / 30  
Ceiling Thickness (in): 3/8 or 1/2 or 9/16 or 1 or 1 3/16  
Min. Recessing Depth (mm): 120  
Min. Recessing Depth (in): 4 3/4  
Light Distribution: Direct  
Weight (kg): 4.267  
Weight (lbs): 9.41  
Diffuser: PMMA - Opal or Micro-Prism  
Fixture Finish: SSR / BKV / CWI / CRY / HAB / LAG / UFT / ITA / RUA / RUR / MIC / FTG / MYG / TWT / LOD / PUS / FRO / FUP / KIA / POP / BLS / SPG / MEY / GOH / GUM / CHC / COM / ABZ / JAG  
Fixture Material: Extruded Aluminum  
Cut-out Measurements: 1140mm / 44 7/8" x 72mm / 2 13/16"

ELECTRICAL

Input Wattage Range: 20 - 29 W  
Lamp Type: LED (Zhaga Standard)  
Input Wattage (W): 26.4  
Total Output Wattage (W): 24  
Dimming: Tri-Mode (Non-Dimming and Phase Dimming (120Vac only) and 0-10V Dimming)  
Driver Included: Yes  
Driver Location: Integrated  
Driver Type: Constant Current - Universal  
Driver Class: Class 2  
Input Voltage (V): 120 - 277  
Constant Current (mA): 350

LED

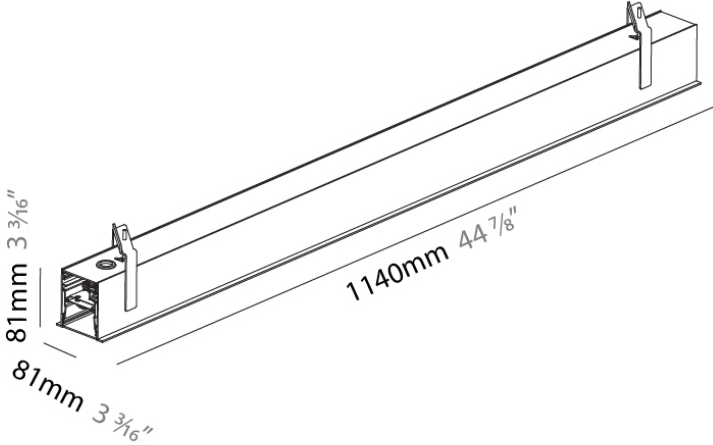
Delivered Lumen Range: 2000 - 2999 lm  
Color Temperature (°K): 3000 / 3500 / 4000  
Max. Delivered Lumen (lm): 2940 / 2999 / 3060  
Nominal Lumen (lm): 3840 / 3920 / 4000  
CRI: >90 CRI  
Efficiency (%): 46% (8mm Perspex)  
Lamp Life (hrs): 50000

OPTICAL

Beam Angle: 82

RATINGS AND CERTIFICATIONS

Zaneen Group Inc. © 2024, T 1800-388-3382, F 416-247-9319, www.zaneen.com  
Certified By: Certified for North American Standards  
In an effort to supply the best product, we reserve the right to change specifications or materials without notice. The most recent specification sheets are found at zaneen.com



1150mm x 72mm  
45 1/4" x 2 13/16"

120mm  
4 3/4"

10 - 30mm  
3/8" - 1 3/16"



A3SGS65-REC-SYS COMPONENTS RECESSED

PROJECT	
TYPE	
NOTES	
QUANTITY	
DATE	

A35158-

DESCRIPTION

Super-G Slim 2000 - Recessed - 2000mm / 78 3/4" - 49W LED (Zhaga Standard) - 3000K / 3500K / 4000K

GENERAL

Series: Super-G
Subseries: Super-G Slim 65
Brand: Prolicht
Division: Architectural
Mounting Type: Recessed
Mounting Location: Ceiling
Subcategory: Profile

PHYSICAL

Shape: Rectangle
Length (mm): 2000
Length (in): 78 3/4
Width (mm): 81
Width (in): 3 3/16
Height (mm): 81
Height (in): 3 3/16
Ceiling Thickness (mm): 10 / 12.5 / 15 / 25 / 30
Ceiling Thickness (in): 3/8 or 1/2 or 9/16 or 1 or 1 3/16
Min. Recessing Depth (mm): 120
Min. Recessing Depth (in): 4 3/4
Light Distribution: Direct
Weight (kg): 5.723
Weight (lbs): 12.62
Diffuser: PMMA - Opal or Micro-Prism
Fixture Finish: SSR / BKV / CWI / CRY / HAB / LAG / UFT / ITA / RUA / RUR / MIC / FTG / MYG / TWT / LOD / PUS / FRO / FUP / KIA / POP / BLS / SPG / MEY / GOH / GUM / CHC / COM / ABZ / JAG
Fixture Material: Extruded Aluminum
Cut-out Measurements: 2000mm / 78 3/4" x 72mm / 2 13/16"

ELECTRICAL

Input Wattage Range: 30 - 49 W
Lamp Type: LED (Zhaga Standard)
Input Wattage (W): 46.2
Total Output Wattage (W): 42
Dimming: Tri-Mode (Non-Dimming and Phase Dimming (120Vac only) and 0-10V Dimming)
Driver Included: Yes
Driver Location: Integrated
Driver Type: Constant Current - Universal
Driver Class: Class 2
Input Voltage (V): 120 - 277
Constant Current (MA): 350

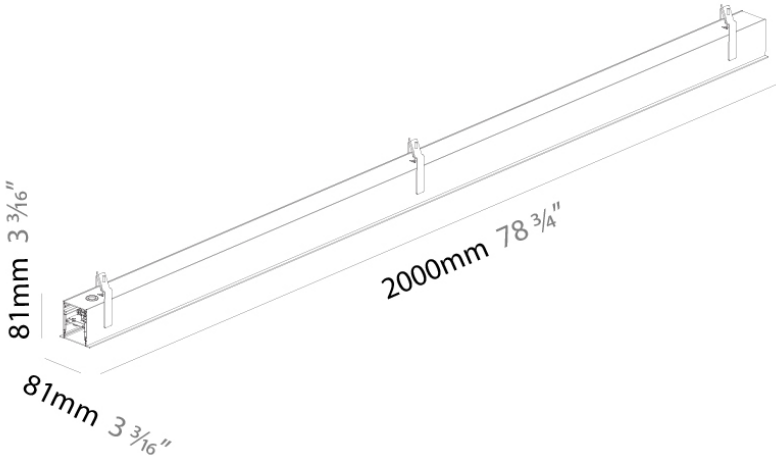
LED

Delivered Lumen Range: 3000 - 4999 lm
Color Temperature (°K): 3000 / 3500 / 4000
Max. Delivered Lumen (lm): 5150 / 5253 / 5360
Nominal Lumen (lm): 6720 / 6860 / 7000
CRI: >90 CRI
Efficiency (%): 0.884
Lamp Life (hrs): 50000

RATINGS AND CERTIFICATIONS

Certified By: Certified for North American Standards
IP rating: IP20
Zaneen Group Inc. © 2024, T 1800-388-3382, F 416-247-9319, www.zaneen.com

Available for International specifications by adding 'INT' at the end of the existing Model #. For assistance on 'custom' specifications, contact zteam@zaneen.com. In a constant effort to supply the best product, we reserve the right to change specifications or materials without notice. The most recent specification sheets are found at zaneen.com



A3SGS65-REC-SYS COMPONENTS RECESSED

PROJECT
TYPE
NOTES
QUANTITY
DATE

A35160-

DESCRIPTION

Super-G Slim 800/45° - Recessed - 6.6W LED (Zhaga Standard) - 3000K / 3500K / 4000K

GENERAL

Series: Super-G
Subseries: Super-G Slim 65
Brand: Prolicht
Division: Architectural
Mounting Type: Recessed
Mounting Location: Ceiling
Subcategory: Profile

PHYSICAL

Shape: Curves
Length (mm): 313
Length (in): 12 5/16
Width (mm): 81
Width (in): 3 3/16
Height (mm): 81
Height (in): 3 3/16
Ceiling Thickness (mm): 10 / 12.5 / 15 / 25 / 30
Ceiling Thickness (in): 3/8 or 1/2 or 9/16 or 1 or 1 3/16
Min. Recessing Depth (mm): 120
Min. Recessing Depth (in): 12 5/16
Light Distribution: Direct
Weight (kg): 1.057
Weight (lbs): 2.33
Diffuser: PMMA - Opal or Micro-Prism
Fixture Finish: SSR / BKV / CWI / CRY / HAB / LAG / UFT / ITA / RUA / RUR / MIC / FTG / MYG / TWT / LOD / PUS / FRO / FUP / KIA / POP / BLS / SPG / MEY / GOH / GUM / CHC / COM / ABZ / JAG
Fixture Material: Extruded Aluminum
Cut-out Measurements: 807mm / 31 3/4" / 603mm / 23 3/4"

ELECTRICAL

Input Wattage Range: 1 - 9 W
Lamp Type: LED (Zhaga Standard)
Input Wattage (W): 6.6
Total Output Wattage (W): 6
Dimming: Tri-Mode (Non-Dimming and Phase Dimming (120Vac only) and 0-10V Dimming)
Driver Included: Yes
Driver Location: Integrated
Driver Type: Constant Current - Universal
Driver Class: Class 2
Input Voltage (V): 120 - 277
Constant Current (mA): 350

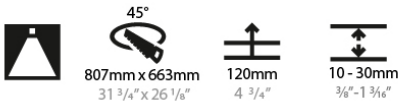
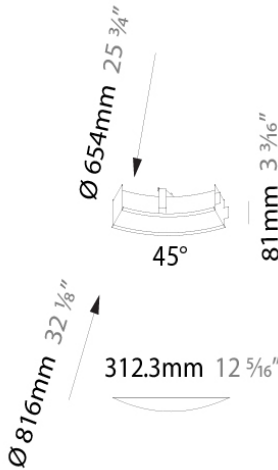
LED

Delivered Lumen Range: 500 - 1999 lm
Color Temperature (°K): 3000 / 3500 / 4000
Max. Delivered Lumen (lm): 740 / 755 / 700
Nominal Lumen (lm): 960 / 980 / 1000
CRI: >90 CRI
Efficiency (%): 0.884
Lamp Life (hrs): 50000

RATINGS AND CERTIFICATIONS

Certified By: Certified for North American Standards
IP rating: IP20

Zaneen Group Inc. © 2024, T 1800-388-3382, F 416-247-9319, www.zaneen.com



A3SGS65-REC-SYS COMPONENTS RECESSED

PROJECT
TYPE
NOTES
QUANTITY
DATE

A35162-

DESCRIPTION

Super-G Slim 800/90° - Recessed - 13.2W LED (Zhaga Standard) - 3000K / 3500K / 4000K

GENERAL

Series: Super-G  
Subseries: Super-G Slim 65  
Brand: Prolicht  
Division: Architectural  
Mounting Type: Recessed  
Mounting Location: Ceiling  
Subcategory: Profile

PHYSICAL

Shape: Curves  
Length (mm): 577  
Length (in): 22 11⁄16  
Width (mm): 81  
Width (in): 3 3⁄16  
Height (mm): 81  
Height (in): 3 3⁄16  
Ceiling Thickness (mm): 10 / 12.5 / 15 / 25 / 30  
Ceiling Thickness (in): 3⁄8 or 1⁄2 or 9⁄16 or 1 or 1 3⁄16  
Min. Recessing Depth (mm): 120  
Min. Recessing Depth (in): 4 3⁄4  
Light Distribution: Direct  
Weight (kg): 1.926  
Weight (lbs): 4.25  
Diffuser: PMMA - Opal or Micro-Prism  
Fixture Finish: SSR / BKV / CWI / CRY / HAB / LAG / UFT / ITA / RUA / RUR / MIC / FTG / MYG / TWT / LOD / PUS / FRO / FUP / KIA / POP / BLS / SPG / MEY / GOH / GUM / CHC / COM / ABZ / JAG  
Fixture Material: Extruded Aluminum  
Cut-out Measurements: 807mm / 31 3⁄4" x 663mm / 26 1⁄8"

ELECTRICAL

Input Wattage Range: 10 - 19 W  
Lamp Type: LED (Zhaga Standard)  
Input Wattage (W): 13.2  
Total Output Wattage (W): 12  
Dimming: Tri-Mode (Non-Dimming and Phase Dimming (120Vac only) and 0-10V Dimming)  
Driver Included: Yes  
Driver Location: Integrated  
Driver Type: Constant Current - Universal  
Driver Class: Class 2  
Input Voltage (V): 120 - 277  
Constant Current (MA): 350

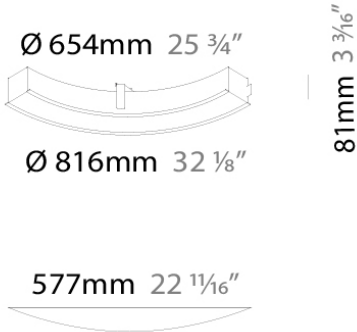
LED

Delivered Lumen Range: 1000 - 1999 lm  
Color Temperature (°K): 3000 / 3500 / 4000  
Max. Delivered Lumen (lm): 1470 / 1499 / 1530  
Nominal Lumen (lm): 1920 / 1960 / 2000  
CRI: >90 CRI  
Efficiency (%): 0.884  
Lamp Life (hrs): 50000

RATINGS AND CERTIFICATIONS

Certified By: Certified for North American Standards  
IP rating: IP20  
Zaneen Group Inc. © 2024, T 1800-388-3382, F 416-247-9319, www.zaneen.com

Available for International specifications by adding 'INT' at the end of the existing Model #. For assistance on 'custom' specifications, contact zteam@zaneen.com.  
In a constant effort to supply the best product, we reserve the right to change specifications or materials without notice. The most recent specification sheets are found at zaneen.com



A3SGS65-REC-SYS COMPONENTS RECESSED

PROJECT	
TYPE	
NOTES	
QUANTITY	
DATE	

A35164-

DESCRIPTION

Super-G Slim 1550/45° - Recessed - 14W LED (Zhaga Standard) - 3000K / 3500K / 4000K

GENERAL

Series: Super-G  
Subseries: Super-G Slim 65  
Brand: Prolicht  
Division: Architectural  
Mounting Type: Recessed  
Mounting Location: Ceiling  
Subcategory: Profile

PHYSICAL

Shape: Curves  
Length (mm): 597  
Length (in): 23 ½  
Width (mm): 81  
Width (in): 3 ¾  
Height (mm): 81  
Height (in): 3 ¾  
Ceiling Thickness (mm): 10 / 12.5 / 15 / 25 / 30  
Ceiling Thickness (in): 3/8 or 1/2 or 9/16 or 1 or 1 3/16  
Min. Recessing Depth (mm): 120  
Min. Recessing Depth (in): 4 ¾  
Light Distribution: Direct  
Weight (kg): 1.957  
Weight (lbs): 4.31  
Diffuser: PMMA - Opal or Micro-Prism  
Fixture Finish: SSR / BKV / CWI / CRY / HAB / LAG / UFT / ITA / RUA / RUR / MIC / FTG / MYG / TWT / LOD / PUS / FRO / FUP / KIA / POP / BLS / SPG / MEY / GOH / GUM / CHC / COM / ABZ / JAG  
Fixture Material: Extruded Aluminum  
Cut-out Measurements: 1557mm / 61 5/16" / 1413mm / 55 5/8"

ELECTRICAL

Input Wattage Range: 10 - 19 W  
Lamp Type: LED (Zhaga Standard)  
Input Wattage (W): 13.2  
Total Output Wattage (W): 12  
Dimming: Tri-Mode (Non-Dimming and Phase Dimming (120Vac only) and 0-10V Dimming)  
Driver Included: Yes  
Driver Location: Integrated  
Driver Type: Constant Current - Universal  
Driver Class: Class 2  
Input Voltage (V): 120 - 277  
Constant Current (MA): 350

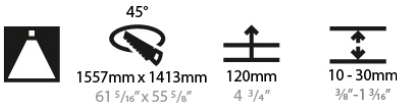
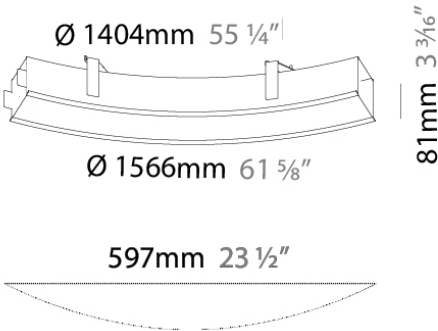
LED

Delivered Lumen Range: 1000 - 1999 lm  
Color Temperature (°K): 3000 / 3500 / 4000  
Max. Delivered Lumen (lm): 1470 / 1499 / 1530  
Nominal Lumen (lm): 1920 / 1960 / 2000  
CRI: >90 CRI  
Efficiency (%): 0.884  
Lamp Life (hrs): 50000

RATINGS AND CERTIFICATIONS

Certified By: Certified for North American Standards  
IP rating: IP20  
Zaneen Group Inc. © 2024, T 1800-388-3382, F 416-247-9319, www.zaneen.com

Available for International specifications by adding 'INT' at the end of the existing Model #. For assistance on 'custom' specifications, contact zteam@zaneen.com.  
In a constant effort to supply the best product, we reserve the right to change specifications or materials without notice. The most recent specification sheets are found at zaneen.com



PROJECT
TYPE
NOTES
QUANTITY
DATE

A35166-

DESCRIPTION

Super-G Slim 1550/90° - Recessed - 26.4W LED (Zhaga Standard)  
- 3000K / 3500K / 4000K

GENERAL

Series: Super-G  
Subseries: Super-G Slim 65  
Brand: Prolicht  
Division: Architectural  
Mounting Type: Recessed  
Mounting Location: Ceiling  
Subcategory: Profile

PHYSICAL

Shape: Curves  
Length (mm): 1108  
Length (in): 43 5⁄8  
Width (mm): 81  
Width (in): 3 3⁄16  
Height (mm): 81  
Height (in): 3 3⁄16  
Ceiling Thickness (mm): 10 / 12.5 / 15 / 25 / 30  
Ceiling Thickness (in): 3⁄8 or 1⁄2 or 9⁄16 or 1 or 1 3⁄16  
Min. Recessing Depth (mm): 120  
Min. Recessing Depth (in): 4 3⁄4  
Light Distribution: Direct  
Weight (kg): 3.62  
Weight (lbs): 8  
Diffuser: PMMA - Opal or Micro-Prism  
Fixture Finish: SSR / BKV / CWI / CRY / HAB / LAG / UFT / ITA / RUA /  
RUR / MIC / FTG / MYG / TWT / LOD / PUS / FRO / FUP / KIA / POP /  
BLS / SPG / MEY / GOH / GUM / CHC / COM / ABZ / JAG  
Fixture Material: Extruded Aluminum  
Cut-out Measurements: 1557mm / 61 5⁄16" / 1413mm / 55 5⁄8"

ELECTRICAL

Input Wattage Range: 20 - 29 W  
Lamp Type: LED (Zhaga Standard)  
Input Wattage (W): 26.4  
Total Output Wattage (W): 24  
Dimming: Tri-Mode (Non-Dimming and Phase Dimming (120Vac only) and 0-10V Dimming)  
Driver Included: Yes  
Driver Location: Integrated  
Driver Type: Constant Current - Universal  
Driver Class: Class 2  
Input Voltage (V): 120 - 277  
Constant Current (MA): 350

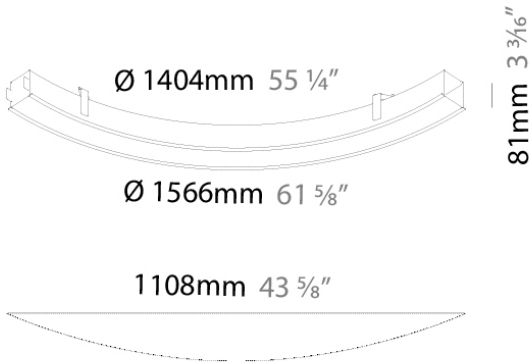
LED

Delivered Lumen Range: 2000 - 3999 lm  
Color Temperature (°K): 3000 / 3500 / 4000  
Max. Delivered Lumen (lm): 2940 / 2999 / 3060  
Nominal Lumen (lm): 3840 / 3920 / 4000  
CRI: >90 CRI  
Efficiency (%): 0.884  
Lamp Life (hrs): 50000

RATINGS AND CERTIFICATIONS

Certified By: Certified for North American Standards  
IP rating: IP20  
Zaneen Group Inc. © 2024, T 1800-388-3382, F 416-247-9319, www.zaneen.com

Available for International specifications by adding 'INT' at the end of the existing Model #. For assistance on 'custom' specifications, contact zteam@zaneen.com.  
In a constant effort to supply the best product, we reserve the right to change specifications or materials without notice. The most recent specification sheets are found at zaneen.com



A3SGS65-REC-SYS COMPONENTS RECESSED

PROJECT
TYPE
NOTES
QUANTITY
DATE

A35168-

DESCRIPTION

Super-G Slim 3000/45° - Recessed - 26.4W LED (Zhaga Standard)  
- 3000K / 3500K / 4000K

GENERAL

Series: Super-G  
Subseries: Super-G Slim 65  
Brand: Prolicht  
Division: Architectural  
Mounting Type: Recessed  
Mounting Location: Ceiling  
Subcategory: Profile

PHYSICAL

Shape: Curves  
Length (mm): 1154  
Length (in): 45 7/16  
Width (mm): 81  
Width (in): 3 3/16  
Height (mm): 81  
Height (in): 3 3/16  
Ceiling Thickness (mm): 10 / 12.5 / 15 / 25 / 30  
Min. Recessing Depth (mm): 120  
Min. Recessing Depth (in): 4 3/4  
Light Distribution: Direct  
Weight (kg): 3.58  
Weight (lbs): 7.89  
Diffuser: PMMA - Opal or Micro-Prism  
Fixture Finish: SSR / BKV / CWI / CRY / HAB / LAG / UFT / ITA / RUA /  
RUR / MIC / FTG / MYG / TWT / LOD / PUS / FRO / FUP / KIA / POP /  
BLS / SPG / MEY / GOH / GUM / CHC / COM / ABZ / JAG  
Fixture Material: Extruded Aluminum  
Cut-out Measurements: 3007mm / 118 3/8" / 2863mm / 112 11/16"

ELECTRICAL

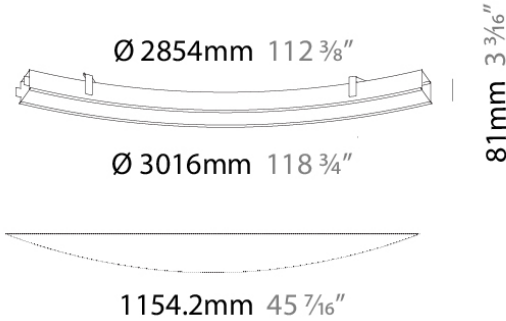
Input Wattage Range: 20 - 29 W  
Lamp Type: LED (Zhaga Standard)  
Input Wattage (W): 26.4  
Total Output Wattage (W): 24  
Dimming: Tri-Mode (Non-Dimming and Phase Dimming (120Vac only) and 0-10V Dimming)  
Driver Included: Yes  
Driver Location: Integrated  
Driver Type: Constant Current - Universal  
Driver Class: Class 2  
Input Voltage (V): 120 - 277  
Constant Current (MA): 350

LED

Delivered Lumen Range: 2000 - 3999 lm  
Color Temperature (°K): 3000 / 3500 / 4000  
Max. Delivered Lumen (lm): 2940 / 2999 / 3060  
Nominal Lumen (lm): 3840 / 3920 / 4000  
CRI: >90 CRI  
Efficiency (%): 0.884  
Lamp Life (hrs): 50000

RATINGS AND CERTIFICATIONS

Certified By: Certified for North American Standards  
IP rating: IP20



A3SGS65-REC-SYS COMPONENTS RECESSED

A35170-

DESCRIPTION

Super-G Slim 3000/90° - Recessed - 52.8W LED (Zhaga Standard)  
- 3000K / 3500K / 4000K

GENERAL

Series: Super-G  
Subseries: Super-G Slim 65  
Brand: Prolicht  
Division: Architectural  
Mounting Type: Recessed  
Mounting Location: Ceiling  
Subcategory: Profile

PHYSICAL

Shape: Curves  
Length (mm): 2133  
Length (in): 84  
Width (mm): 81  
Width (in): 3 3/16  
Height (mm): 81  
Height (in): 3 3/16  
Ceiling Thickness (mm): 10 / 12.5 / 15 / 25 / 30  
Ceiling Thickness (in): 3/8 or 1/2 or 9/16 or 1 or 1 3/16  
Min. Recessing Depth (mm): 120  
Min. Recessing Depth (in): 4 3/4  
Light Distribution: Direct  
Weight (kg): 8.54  
Weight (lbs): 18.83  
Diffuser: PMMA - Opal or Micro-Prism  
Fixture Finish: SSR / BKV / CWI / CRY / HAB / LAG / UFT / ITA / RUA /  
RUR / MIC / FTG / MYG / TWT / LOD / PUS / FRO / FUP / KIA / POP /  
BLS / SPG / MEY / GOH / GUM / CHC / COM / ABZ / JAG  
Fixture Material: Extruded Aluminum  
Cut-out Measurements: 3007mm / 118 3/8" / 2863mm / 112 11/16"

ELECTRICAL

Input Wattage Range: 50 - 79 W  
Lamp Type: LED (Zhaga Standard)  
Input Wattage (W): 52.8  
Total Output Wattage (W): 48  
Dimming: Tri-Mode (Non-Dimming and Phase Dimming (120Vac only) and 0-10V Dimming)  
Driver Included: Yes  
Driver Location: Integrated  
Driver Type: Constant Current - Universal  
Driver Class: Class 2  
Input Voltage (V): 120 - 277  
Constant Current (MA): 350

LED

Delivered Lumen Range: 5000 - 9999 lm  
Color Temperature (°K): 3000 / 3500 / 4000  
Max. Delivered Lumen (lm): 5880 / 6007 / 6130  
Nominal Lumen (lm): 7680 / 7840 / 8000  
CRI: >90 CRI  
Efficiency (%): 0.884  
Lamp Life (hrs): 50000

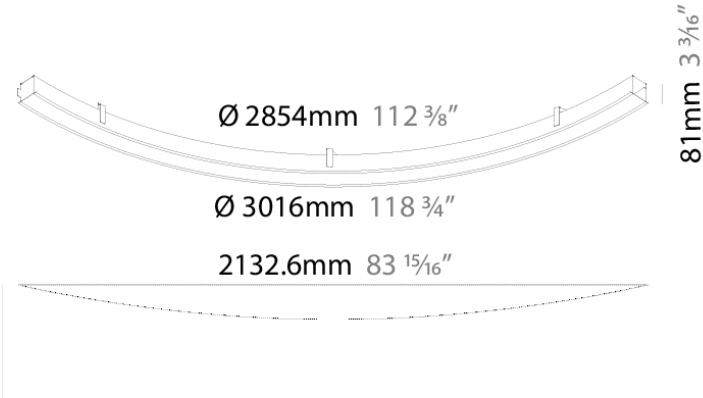
RATINGS AND CERTIFICATIONS

Certified By: Certified for North American Standards  
IP rating: IP20

Zaneen Group Inc. © 2024, T 1800-388-3382, F 416-247-9319, www.zaneen.com

Available for International specifications by adding 'INT' at the end of the existing Model #. For assistance on 'custom' specifications, contact zteam@zaneen.com.  
In a constant effort to supply the best product, we reserve the right to change specifications or materials without notice. The most recent specification sheets are found at zaneen.com

PROJECT	
TYPE	
NOTES	
QUANTITY	
DATE	





A3SGS65-REC-SYS COMPONENTS RECESSED

PROJECT	
TYPE	
NOTES	
QUANTITY	
DATE	

A35172-

DESCRIPTION

Super-G Slim 5200/45° - Recessed - 46.2W LED (Zhaga Standard)  
- 3000K / 3500K / 4000K

GENERAL

Series: Super-G  
Subseries: Super-G Slim 65  
Brand: Prolicht  
Division: Architectural  
Mounting Type: Recessed  
Mounting Location: Ceiling  
Subcategory: Profile

PHYSICAL

Shape: Curves  
Length (mm): 1997  
Length (in): 78 3⁄8  
Width (mm): 81  
Width (in): 3 3⁄16  
Height (mm): 81  
Height (in): 3 3⁄16  
Ceiling Thickness (mm): 10 / 12.5 / 15 / 25 / 30  
Ceiling Thickness (in): 3⁄8 or 1⁄2 or 9⁄16 or 1 or 1 3⁄16  
Min. Recessing Depth (mm): 120  
Min. Recessing Depth (in): 4 3⁄4  
Light Distribution: Direct  
Weight (kg): 5.988  
Weight (lbs): 13.2  
Diffuser: PMMA - Opal or Micro-Prism  
Fixture Finish: SSR / BKV / CWI / CRY / HAB / LAG / UFT / ITA / RUA /  
RUR / MIC / FTG / MYG / TWT / LOD / PUS / FRO / FUP / KIA / POP /  
BLS / SPG / MEY / GOH / GUM / CHC / COM / ABZ / JAG  
Fixture Material: Extruded Aluminum  
Cut-out Measurements: 5507mm / 205" / 5063mm / 199 5⁄16"

ELECTRICAL

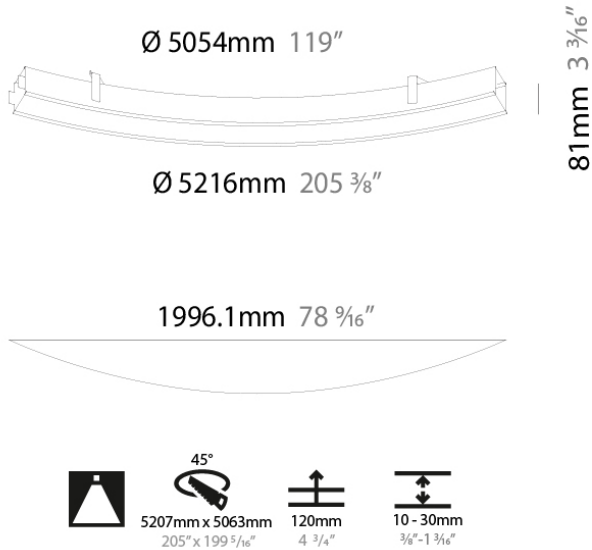
Input Wattage Range: 30 - 49 W  
Lamp Type: LED (Zhaga Standard)  
Input Wattage (W): 46.2  
Total Output Wattage (W): 42  
Dimming: Tri-Mode (Non-Dimming and Phase Dimming (120Vac only) and 0-10V Dimming)  
Driver Included: Yes  
Driver Location: Integrated  
Driver Type: Constant Current - Universal  
Driver Class: Class 2  
Input Voltage (V): 120 - 277  
Constant Current (mA): 350

LED

Color Temperature (°K): 3000 / 3500 / 4000  
Max. Delivered Lumen (lm): 5150 / 5253 / 5360  
Nominal Lumen (lm): 6720 / 6860 / 7000  
CRI: >90 CRI  
Efficiency (%): 0.884  
Lamp Life (hrs): 50000

RATINGS AND CERTIFICATIONS

Certified By: Certified for North American Standards  
IP rating: IP20



A3SGS65-REC-SYS COMPONENTS

A35174-

**DESCRIPTION**  
Super-G Slim - Recessed - End Cap -

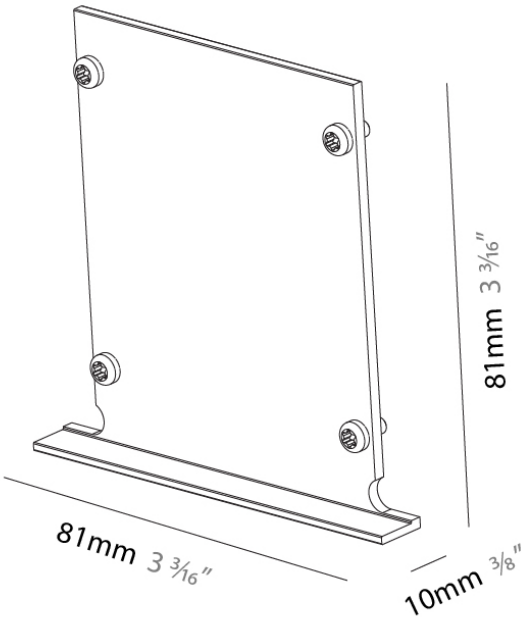
**GENERAL**  
Series: Super-G  
Subseries: Super-G Slim 65  
Brand: Prolicht  
Division: Architectural

**PHYSICAL**  
Shape: Rectangle  
Length (mm): 81  
Length (in): 3 3/16  
Width (mm): 10  
Width (in): 3/8  
Height (mm): 81  
Height (in): 3 3/16  
Weight (kg): 0.033  
Weight (lbs): 0.07  
Fixture Finish: SSR / BKV / CWI / CRY / HAB / LAG / UFT / ITA / RUA /  
RUR / MIC / FTG / MYG / TWT / LOD / PUS / FRO / FUP / KIA / POP /  
BLS / SPG / MEY / GOH / GUM / CHC / COM / ABZ / JAG  
Fixture Material: Extruded Aluminum

**ELECTRICAL**  
Lamp Type: LED (Zhaga Standard)

**RATINGS AND CERTIFICATIONS**  
Certified By: Certified for North American Standards  
IP rating: IP20

PROJECT
TYPE
NOTES
QUANTITY
DATE



A3SGS65-REC-SYS COMPONENTS RECESSED

PROJECT	
TYPE	
NOTES	
QUANTITY	
DATE	

A35610-

DESCRIPTION

Super-G Slim - Recessed - 1420mm / 55 7/8" - 33W LED (Zhaga Standard) - 3000K / 3500K / 4000K

GENERAL

Series: Super-G  
Subseries: Super-G Slim 65  
Brand: Prolicht  
Division: Architectural  
Mounting Type: Recessed  
Mounting Location: Ceiling  
Subcategory: Profile

PHYSICAL

Shape: Rectangle  
Length (mm): 1420  
Length (in): 55 7/8  
Width (mm): 81  
Width (in): 3 3/16  
Height (mm): 81  
Height (in): 3 3/16  
Min. Recessing Depth (mm): 120  
Min. Recessing Depth (in): 4 3/4  
Light Distribution: Direct  
Weight (kg): 4.158  
Weight (lbs): 9.2  
Diffuser: PMMA - Opal or Micro-Prism  
Fixture Finish: SSR / BKV / CWI / CRY / HAB / LAG / UFT / ITA / RUA / RUR / MIC / FTG / MYG / TWT / LOD / PUS / FRO / FUP / KIA / POP / BLS / SPG / MEY / GOH / GUM / CHC / COM / ABZ / JAG  
Fixture Material: Extruded Aluminum  
Cut-out Measurements: 1420mm / 55 7/8" x 72mm / 2 13/16"

ELECTRICAL

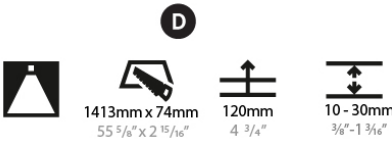
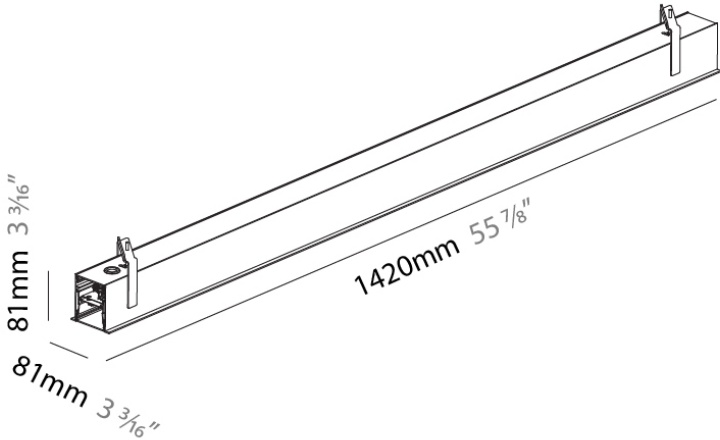
Input Wattage Range: 30 - 49 W  
Lamp Type: LED (Zhaga Standard)  
Input Wattage (W): 33  
Total Output Wattage (W): 30  
Dimming: Tri-Mode (Non-Dimming and Phase Dimming (120Vac only) and 0-10V Dimming)  
Driver Included: Yes  
Driver Location: Integrated  
Driver Type: Constant Current - Universal  
Driver Class: Class 2  
Input Voltage (V): 120 - 277  
Constant Current (mA): 350

LED

Delivered Lumen Range: 3000 - 4999 lm  
Color Temperature (°K): 3000 / 3500 / 4000  
Max. Delivered Lumen (lm): 3680 / 3753 / 3830  
Nominal Lumen (lm): 4800 / 4900 / 5000  
CRI: >90 CRI  
Lamp Life (hrs): 50000

RATINGS AND CERTIFICATIONS

Certified By: Certified for North American Standards  
IP rating: IP20



A3SGS65-REC-SYS COMPONENTS RECESSED

PROJECT	
TYPE	
NOTES	
QUANTITY	
DATE	

A35611-

DESCRIPTION

Super-G Slim - Recessed - 1720mm / 67 11/16" - 39.6W LED  
(Zhaga Standard) - 3000K / 3500K / 4000K

GENERAL

Series: Super-G
Subseries: Super-G Slim 65
Brand: Prolicht
Division: Architectural
Mounting Type: Recessed
Mounting Location: Ceiling
Subcategory: Profile

PHYSICAL

Shape: Rectangle
Length (mm): 1720
Length (in): 67 11/16
Width (mm): 81
Width (in): 3 3/16
Height (mm): 81
Height (in): 3 3/16
Ceiling Thickness (mm): 10 / 12.5 / 15 / 25 / 30
Ceiling Thickness (in): 3/8 or 1/2 or 9/16 or 1 or 1 3/16
Min. Recessing Depth (mm): 120
Min. Recessing Depth (in): 4 3/4
Light Distribution: Direct
Weight (kg): 5.029
Weight (lbs): 11.09
Diffuser: PMMA - Opal or Micro-Prism
Fixture Finish: SSR / BKV / CWI / CRY / HAB / LAG / UFT / ITA / RUA / RUR / MIC / FTG / MYG / TWT / LOD / PUS / FRO / FUP / KIA / POP / BLS / SPG / MEY / GOH / GUM / CHC / COM / ABZ / JAG
Fixture Material: Extruded Aluminum
Cut-out Measurements: 1720mm / 67 11/16" x 72mm / 2 13/16"

ELECTRICAL

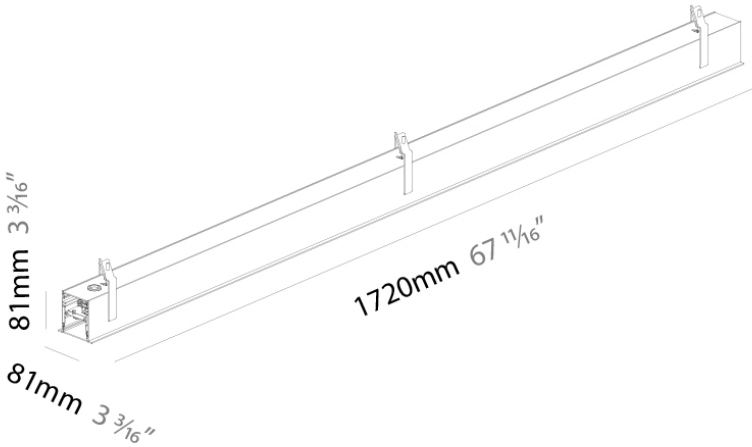
Input Wattage Range: 30 - 49 W
Lamp Type: LED (Zhaga Standard)
Input Wattage (W): 39.6
Total Output Wattage (W): 36
Dimming: Tri-Mode (Non-Dimming and Phase Dimming (120Vac only) and 0-10V Dimming)
Driver Included: Yes
Driver Location: Integrated
Driver Type: Constant Current - Universal
Driver Class: Class 2
Input Voltage (V): 120 - 277
Constant Current (mA): 350

LED

Delivered Lumen Range: 3000 - 4999 lm
Color Temperature (°K): 3000 / 3500 / 4000
Max. Delivered Lumen (lm): 4410 / 4508 / 4600
Nominal Lumen (lm): 5760 / 5880 / 6000
CRI: >90 CRI
Lamp Life (hrs): 50000

RATINGS AND CERTIFICATIONS

Certified By: Certified for North American Standards
IP rating: IP20



A3SGS65-REC-SYS COMPONENTS RECESSED

A35612-

DESCRIPTION

Super-G Slim Recessed - 860mm / 33 7/8" - 19.8W LED (Zhaga Standard) - 3000K / 3500K / 4000K

GENERAL

Series: Super-G  
Subseries: Super-G Slim 65  
Brand: Prolicht  
Division: Architectural  
Mounting Type: Recessed  
Mounting Location: Ceiling  
Subcategory: Profile

PHYSICAL

Shape: Rectangle  
Length (mm): 860  
Length (in): 33 7/8  
Width (mm): 81  
Width (in): 3 3/16  
Height (mm): 81  
Height (in): 3 3/16  
Ceiling Thickness (mm): 10 / 12.5 / 15 / 25 / 30  
Ceiling Thickness (in): 3/8 or 1/2 or 9/16 or 1 or 1 3/16  
Min. Recessing Depth (mm): 120  
Min. Recessing Depth (in): 4 3/4  
Light Distribution: Direct  
Weight (kg): 2.605  
Weight (lbs): 5.74  
Diffuser: PMMA - Opal or Micro-Prism  
Fixture Finish: SSR / BKV / CWI / CRY / HAB / LAG / UFT / ITA / RUA / RUR / MIC / FTG / MYG / TWT / LOD / PUS / FRO / FUP / KIA / POP / BLS / SPG / MEY / GOH / GUM / CHC / COM / ABZ / JAG  
Fixture Material: Extruded Aluminum  
Cut-out Measurements: 860mm / 33 7/8" x 72mm / 2 13/16"

ELECTRICAL

Input Wattage Range: 20 - 29 W  
Lamp Type: LED (Zhaga Standard)  
Input Wattage (W): 19.9  
Total Output Wattage (W): 18  
Dimming: Tri-Mode (Non-Dimming and Phase Dimming (120Vac only) and 0-10V Dimming)  
Driver Included: Yes  
Driver Location: Integrated  
Driver Type: Constant Current - Universal  
Driver Class: Class 2  
Input Voltage (V): 120 - 277  
Constant Current (mA): 350

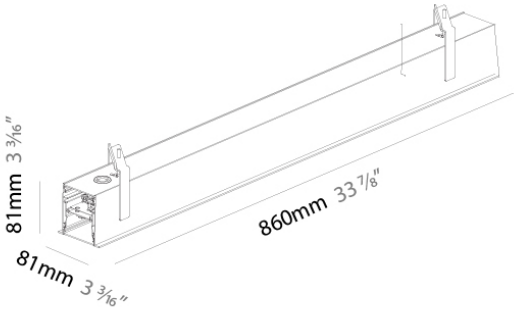
LED

Delivered Lumen Range: 2000 - 2999 lm  
Color Temperature (°K): 3000 / 3500 / 4000  
Max. Delivered Lumen (lm): 2210 / 2254 / 2300  
Nominal Lumen (lm): 2880 / 2940 / 3000  
CRI: >90 CRI  
Lamp Life (hrs): 50000

RATINGS AND CERTIFICATIONS

Certified By: Certified for North American Standards  
IP rating: IP20

PROJECT
TYPE
NOTES
QUANTITY
DATE



853mm x 74mm  
33 9/16" x 2 15/16"

120mm  
4 3/4"

10 - 30mm  
3/8" - 1 3/16"



### LEGEND

	floor-mounted		pivotal		special LED (upon request) RGB, RGBW, tunable, gold+, meat+, art+, fashion+
	wall and ceiling: recessed and surface mounted		rotating		warm dim / natural dimming LED
	ceiling-mounted and wall-mounted		illuminate tilted		rechargeable battery powered
	wall-mounted		color of suspension cable		fixture with natural vivid LED (upon request)
	omni-directional light distribution		length of suspension cable		color rendering index
	direct light distribution		reflector degree selection		color temperature
	direct/indirect light distribution		super spot		lumen (luminous flux)
	indirect light distribution		lens		efficacy (lumens per watt)
	asymmetric light distribution		lens pack		Unified Glare Rating (UGR) range from 5-40
	aura light distribution		shine ring		marine grade (AISI 316 stainless steel)
	round wall or ceiling cut-out		integrated shine ring with diffuser		walk on
	square wall or ceiling cut-out		free individual colors 01-29		drive on
	the supplied jig specifies the cutout dimensions		individual colors: 00 (free of charge), 01-25 (extra charge)		Dark Sky Compliance
	minimum distance (meters) lamp - object		luminaire part to be colored (F1)		Americans with Disabilities Act (less than 4" off the wall located between 27"-84" from floor)
	recessed depth		luminaire part to be colored (F2)		lamp protected against explosion
	ceiling thickness in mm		luminaire part to be colored (F3)		blown glass using traditional methods by master glass blower
	ceiling thickness selection		luminaire part to be colored (F4)		acoustic material
	dimmmable DP (phase), DV (0-10V), DD (dali), DS (step-dim)		luminaire part to be colored (F5)		protection class I, protection insulation
	included or excluded LED driver/transformer/control gear		color of 3-circuit adaptor		protection class II, protection insulation
	separately switchable		indirect diffuser		ETL Certified to UL and CSA Standards
	sensor		direct diffuser		UL Certified to UL and CSA Standards
	remote control		ball-proof (upon request)		CSA Certified to UL and CSA Standards
	available upon request		accessory		Certified for North American Standards

### IP RATING

	protected against ingress of solid bodies greater than 12.5mm (finger)
	protected against ingress of solid bodies greater than 2.5mm protected against sprays of water up to 60 degrees from the vertical (rain)
	protected against ingress of solid bodies greater than 1mm (wire) no protection against the ingress of moisture
	protected against ingress of solid bodies greater than 1mm (wire) protected against sprays of water up to 60 degrees from the vertical (rain)
	protected against ingress of solid bodies greater than 1mm (wire) protected against water splashed from all directions
	protected against limited ingress of dust (wet rooms/covered outdoor areas) protected against water splashed from all directions
	protected against ingress of dust protected against jets of water
	protected against ingress of dust protected against powerful jets of water or heavy seas
	protected against ingress of dust protected against immersion of water between 15cm - 1m for 30 minutes
	protected against ingress of dust protected against immersion of water under pressure for long periods

### IK RATING

	protected against 0.14 joules impact (equivalent to 0.25kg mass dropped from 56mm above the surface)
	protected against 0.2 joules impact (equivalent to 0.25kg mass dropped from 80mm above the surface)
	protected against 0.35 joules impact (equivalent to 0.25kg mass dropped from 140mm above the surface)
	protected against 0.5 joules impact (equivalent to 0.25kg mass dropped from 200mm above the surface)
	protected against 0.7 joules impact (equivalent to 0.25kg mass dropped from 280mm above the surface)
	protected against 1 joules impact (equivalent to 0.25kg mass dropped from 400mm above the surface)
	protected against 2 joules impact (equivalent to 0.5kg mass dropped from 400mm above the surface)
	protected against 5 joules impact (equivalent to 1.7kg mass dropped from 300mm above the surface)
	protected against 10 joules impact (equivalent to 5.0kg mass dropped from 200mm above the surface)
	protected against 20 joules impact (equivalent to 5.0kg mass dropped from 400mm above the surface)